


	Presented
Date Action Taken:	3/21/16
Other:	No action taken
Verified By:	




CITY COUNCIL INFORMATIONAL MEMORANDUM


IM No. 16-05: Monthly financial reports for the period ending January 31, 2016; to include the Month-To-Date Expenditure Report, and Disbursements Greater than \$5,000.

Originator: Troy Tankersley, Finance Director

Date: 3/9/2016

Agenda of: 3/21/2016

Route to:	Department Head	Signature	Date
X	Finance Director		3-9-16
X	Deputy Administrator		3/10/16
X	City Clerk		3/10/16

Reviewed by Mayor Bert L. Cottle:  03:10:2016

Attachments: See below.

Summary Statement: Attached for your review are the following financial reports for the period ending January 31, 2016:

	Page Number
• Month-To-Date Expenditure Report	2
• Expenditures Greater Than \$5,000 (for the period January 1, 2016 through January 31, 2016)	6

MONTH TO DATE COUNCIL REPORT (UNAUDITED)
FOR FISCAL YEAR 2016
FOR JANUARY 2016

59% OF YEAR LAPSED

ACCOUNT DESCRIPTION	ORIGINAL BUDGET	ADJUSTED BUDGET	M-T-D ACTUAL	Y-T-D ACTUAL	CURRENT ENC.	REMAINING BUDGET	PERCENT BUDGET REMAINING
General Fund							
General Government	523,870	518,690	26,922	239,434	18,889	260,367	50
Clerk's Office	13,971	13,971	1,385	2,936	2,310	8,725	62
Records Management	179,602	179,602	4,980	112,275	24,552	42,775	24
Council Administration	275,570	275,570	18,124	136,641	4,170	134,761	49
General & Administrative	228,677	231,293	15,233	111,205	16,619	103,469	45
Human Resources	245,620	245,620	16,597	120,943	5,974	118,703	48
Planning	305,287	305,287	19,653	152,274	9,329	143,684	47
Finance	1,324,539	1,324,539	87,154	596,710	27,854	699,975	53
MIS	301,880	301,880	9,914	146,204	37,861	117,815	39
Public Safety	3,399,016	3,396,452	199,962	1,618,622	147,558	1,630,272	48
Administration	667,025	717,025	38,157	324,594	58,919	333,512	47
General Investigation	538,167	538,167	32,697	209,331	71	328,765	61
Police-Patrol	3,371,158	3,371,158	181,352	1,686,395	0	1,684,763	50
Mat Su SRO	193,353	163,355	9,654	79,399	0	83,956	51
Dispatch Center	2,621,969	2,621,969	170,362	1,190,206	1,776	1,429,987	55
Code Compliance	152,187	177,367	8,296	103,523	7,000	66,844	38
Public Works	7,543,859	7,589,041	440,518	3,593,448	67,766	3,927,827	52
Administration	525,683	530,683	32,725	264,991	1,602	264,090	50
Roads	1,258,741	1,258,750	65,723	553,971	154,828	549,951	44
Property Maintenance	619,752	622,252	35,851	279,700	39,225	303,327	49
Meta Rose Square	117,512	127,512	6,515	60,096	13,675	53,741	42
Cultural & Recreation Svr	2,521,688	2,539,197	140,824	1,158,758	209,330	1,171,109	46
Museum	193,307	193,307	13,693	107,057	4,662	81,588	42
Parks Maintenance	754,530	754,530	31,573	399,334	8,552	346,644	46
Library	1,119,492	1,126,259	76,093	552,205	30,755	543,299	48
Recreation Services	83,734	83,734	4,505	33,861	0	49,873	60
Cultural & Recreation Svr	2,151,063	2,157,830	125,864	1,092,457	43,969	1,021,404	47
Debt Service	420,819	420,819	0	392,791	0	28,028	7
2007(1998) GO Bond - Road	420,819	420,819	0	392,791	0	28,028	7
Debt Service	1,267,176	1,338,211	111,600	1,187,882	0	150,329	11
Non-Departmental	1,267,176	1,338,211	111,600	1,187,882	0	150,329	11
Non-Departmental	17,303,621	17,441,550	1,018,768	9,043,958	468,623	7,928,969	45

MONTH TO DATE COUNCIL REPORT (UNAUDITED)
FOR FISCAL YEAR 2016
FOR JANUARY 2016

59% OF YEAR LAPSED

PERCENT
BUDGET
REMAINING

REMAINING
BUDGET

CURRENT
ENC.

Y-T-D
ACTUAL

M-T-D
ACTUAL

ADJUSTED
BUDGET

ORIGINAL
BUDGET

ACCOUNT DESCRIPTION

	ORIGINAL BUDGET	ADJUSTED BUDGET	M-T-D ACTUAL	Y-T-D ACTUAL	CURRENT ENC.	REMAINING BUDGET	PERCENT BUDGET REMAINING
CIP Fund							
General Government	91,500	194,610	0	0	0	194,610	100
Gen Gov't Construction	91,500	194,610	0	0	0	194,610	100
** General Government	0	426,312	0	100,328	300,984	25,000	6
Public Safety	0	426,312	0	100,328	300,984	25,000	6
** Public Safety	100,000	166,600	0	0	26,563	140,037	84
Public Works	210,000	435,880	6,785	96,147	15,239	324,494	74
Roads	0	15,313	0	6,030	9,283	0	0
Property Maintenance	310,000	617,793	6,785	102,177	51,085	464,531	75
Planning	25,000	25,000	0	0	0	25,000	100
** Cultural & Recreation Svr	85,000	455,044	13,029	292,804	29,930	132,310	29
Museums	6,612,753	12,505,303	306,822	5,372,033	5,394,084	1,739,186	14
Library	6,722,753	12,985,347	319,851	5,664,837	5,424,014	1,896,496	15
** CIP Fund	7,124,253	14,224,062	326,636	5,867,342	5,776,083	2,580,637	18
Vehicle Replacement Fund							
General Government	28,000	28,000	0	25,700	0	2,300	8
Finance	28,000	28,000	0	25,700	0	2,300	8
** General Government	150,000	150,000	0	0	133,303	16,697	11
Public Safety	150,000	150,000	0	0	133,303	16,697	11
Police-Patrol	85,000	136,170	0	92,346	30,022	13,802	10
** Public Safety	85,000	136,170	0	92,346	30,022	13,802	10
Public Works	263,000	314,170	0	118,046	163,325	32,799	10
** Vehicle Replacement Fund	0	50,000	0	13,215	4,690	32,095	64
Right of Way Fund	0	50,000	0	13,215	4,690	32,095	64
Public Works	0	50,000	0	13,215	4,690	32,095	64
** Public Works	0	50,000	0	13,215	4,690	32,095	64
Right of Way Fund	0	50,000	0	13,215	4,690	32,095	64

MONTH TO DATE COUNCIL REPORT (UNAUDITED)
FOR FISCAL YEAR 2016
FOR JANUARY 2016

59% OF YEAR LAPSED

ACCOUNT DESCRIPTION	ORIGINAL BUDGET	ADJUSTED BUDGET	M-T-D ACTUAL	Y-T-D ACTUAL	CURRENT ENC.	REMAINING BUDGET	PERCENT BUDGET REMAINING
Road							
* Public Works	90,000	6,857,582	68,299	2,364,068	731,492	3,762,022	55
Roads							
** Public Works	90,000	6,857,582	68,299	2,364,068	731,492	3,762,022	55
*** Road	90,000	6,857,582	68,299	2,364,068	731,492	3,762,022	55
Technology Replacement Fu							
* General Government	88,000	88,000	176	23,933	0	64,067	73
MIS							
** General Government	88,000	88,000	176	23,933	0	64,067	73
*** Technology Replacement Fu	88,000	88,000	176	23,933	0	64,067	73
Youth Court							
* Public Safety	198,315	198,315	12,230	88,321	288	109,706	55
Youth Court							
** Public Safety	198,315	198,315	12,230	88,321	288	109,706	55
*** Youth Court	198,315	198,315	12,230	88,321	288	109,706	55
Asset Forfeiture							
* Public Safety	0	43,308	25,892	25,892	0	17,416	40
Administration							
** Public Safety	0	43,308	25,892	25,892	0	17,416	40
*** Asset Forfeiture	0	43,308	25,892	25,892	0	17,416	40
Sewer Fund							
* Public Works	232,275	232,275	14,312	112,796	8,400	111,079	48
Sewer - General Admin	90,887	90,887	4,925	46,493	0	44,394	49
Sewer - Cust Accting Svc	483,612	494,888	33,426	222,159	3,533	269,196	54
Collection System O & M	329,981	329,981	21,593	157,127	0	172,854	52
Sewer - Non-Operating	122,234	122,234	0	122,232	0	0	0
Sewer Construction	430,000	3,522,842	1,007	111,750	568,961	2,842,131	81
NonDepartmental	17,500	17,500	0	17,500	0	0	0
** Public Works	1,706,489	4,810,607	75,263	790,057	580,894	3,439,656	72
*** Sewer Fund	1,706,489	4,810,607	75,263	790,057	580,894	3,439,656	72

MONTH TO DATE COUNCIL REPORT (UNAUDITED)
FOR FISCAL YEAR 2016
FOR JANUARY 2016

59% OF YEAR LAPSED

ACCOUNT DESCRIPTION	ORIGINAL BUDGET	ADJUSTED BUDGET	M-T-D ACTUAL	Y-T-D ACTUAL	CURRENT ENC.	REMAINING BUDGET	PERCENT BUDGET REMAINING
Water Utility Fund							
Public Works							
Water - General Admin	217,727	217,727	13,068	109,316	8,774	99,637	46
Water - Cust Accting Svcs	91,537	91,537	4,925	46,432	0	45,045	49
Water - Treatment Plant	338,707	338,707	28,762	162,558	21,964	154,185	46
Water - Distribution	263,941	267,131	16,308	115,166	0	151,965	57
Water - Non-Operating	247,179	247,179	0	59,392	0	187,787	76
Water Construction	190,000	1,308,539	13,776	176,137	216,439	915,963	70
NonDepartmental	14,500	14,500	0	14,500	0	0	0
Public Works	1,363,591	2,485,320	76,839	683,561	247,177	1,554,582	63
Water Utility Fund	1,363,591	2,485,320	76,839	683,561	247,177	1,554,582	63
Airport Fund							
Public Works							
Airport Construction	195,780	195,780	9,062	91,446	18,319	86,015	44
Public Works	40,000	826,583	2,075	5,075	29,934	791,574	96
Public Works	235,780	1,022,363	11,137	96,521	48,253	877,589	86
Airport Fund	235,780	1,022,363	11,137	96,521	48,253	877,589	86
C. Menard Sports Center							
Cultural & Recreation Svr							
CMMSC - Operations	1,223,557	1,223,557	97,435	676,943	20,333	526,281	43
CMMSC Construction	90,000	117,025	3,035	50,384	34,835	31,806	27
Cultural & Recreation Svr	1,313,557	1,340,582	100,470	727,327	55,168	558,087	42
C. Menard Sports Center	1,313,557	1,340,582	100,470	727,327	55,168	558,087	42
TOTAL	29,686,606	48,875,859	1,715,710	19,842,241	8,075,993	20,957,625	43

PREPARED 03/09/2016, 11:45:13
 PROGRAM: GM350L
 City of Wasilla

A/P CHECKS BY PERIOD AND YEAR
 MINIMUM AMOUNT: 5,000.00
 FROM 01/01/2016 TO 01/31/2016

CHECK DATE CHECK NUMBER VENDOR NAME VENDOR # CHECK AMOUNT BANK CODE *ALL*

CHECK DATE	CHECK NUMBER	VENDOR NAME	VENDOR #	CHECK AMOUNT	BANK CODE	*ALL*
01/08/2016	81660	ANCHORAGE WELL & PUMP	609	9,482.94		
01/08/2016	81663	BDO	2720	11,505.00		
01/08/2016	81668	DESIGN GRAPHICS	2050	9,028.50		
01/08/2016	81669	PCI/HYER INC	2488	18,853.70		
01/08/2016	81693	TASER INTERNATIONAL	1217	25,892.15		
01/15/2016	81715	CORNERSTONE GENERAL CONTRACTOR	2692	64,577.18		
01/15/2016	81737	MATANUSKA ELECTRIC ASSOCIATION	432	5,865.00		
01/15/2016	81742	PREMIER JANITORIAL SERVICES	2560	68,831.64		
01/15/2016	81747	STATE OF ALASKA SBS	153	5,186.00		
01/15/2016	81749	TEAMSTERS LOCAL 959	1987	5,306.63		
01/15/2016	81750	TEWS INC	2489	42,550.00		
01/22/2016	81766	FIRST AMERICAN TITLE OF ALASKA	642	5,887.22		
01/22/2016	81784	VALLEY AUTO BODY	224	24,674.57		
01/29/2016	81809	ENSTAR NATURAL GAS CO	318	21,794.95		
01/29/2016	81814	HATTENBURG & DILLEY LLC	367	10,417.06		
01/29/2016	81816	HDR ALASKA INC	654	8,750.50		
01/29/2016	81831	MATANUSKA TELEPHONE ASSOCIATIO	23	44,014.57		
01/05/2016	992028	MERITAIN HEALTH	2228	8,416.22		
01/05/2016	992030	ODS ALASKA	2225	38,989.52		
01/11/2016	992032	WELLS FARGO FEDERAL DEPOSIT	51	5,603.25		
01/08/2016	992033	MERITAIN HEALTH	2228	13,639.50		
01/12/2016	992036	MERITAIN HEALTH	2228	56,064.14		
01/15/2016	992039	MERITAIN HEALTH	2228	81,428.65		
01/14/2016	992040	STATE OF ALASKA PERS	152	55,121.50		
01/20/2016	992042	MERITAIN HEALTH	2228	37,828.98		
01/22/2016	992043	WELLS FARGO FEDERAL DEPOSIT	51	7,404.47		
01/22/2016	992044	CHEVRON PRODUCTS COMPANY	274	34,711.35		
01/26/2016	992048	MERITAIN HEALTH	2228	78,771.61		
01/25/2016	992049	STATE OF ALASKA PERS	152	7,819.19		
01/22/2016	992050	STATE OF ALASKA ESC	149			

DATE RANGE TOTAL * 1,097,383.99 *