





	Presented
Date Action Taken:	4/25/16
Other:	NO action taken
Verified By:	


CITY COUNCIL INFORMATIONAL MEMORANDUM

IM No. 16-06: Monthly financial reports for the period ending February 29, 2016; to include the Month-To-Date Expenditure Report, Disbursements Greater than \$5,000.

Originator: Troy Tankersley, Finance Director
 Date: 4/13/2016

Agenda of: 4/25/2016

Route to:	Department Head	Signature	Date
X	Finance Director		4-13-16
X	Deputy Administrator		4/13/16
X	City Clerk		4/13/16

Reviewed by Mayor Bert L. Cottle:  04:14:2016

Attachments: See below.

Summary Statement: Attached for your review are the following financial reports for the period ending February 29, 2016:

	Page Number
• Month-To-Date Expenditure Report	2
• Expenditures Greater Than \$5,000 (for the period February 1, 2016 through February 29, 2016)	6

MONTH TO DATE COUNCIL REPORT (UNAUDITED)
FOR FISCAL YEAR 2016
FOR FEBRUARY 2016

67% OF YEAR LAPSED

ACCOUNT DESCRIPTION	ORIGINAL BUDGET	ADJUSTED BUDGET	M-T-D ACTUAL	Y-T-D ACTUAL	CURRENT ENC.	REMAINING BUDGET	PERCENT BUDGET REMAINING
General Fund							
General Government							
* Clerk's Office	523,870	518,690	34,289	274,235	16,440	228,015	44
* Records Management	13,971	13,971	0	2,936	2,310	8,725	62
* Council	179,602	179,602	6,582	118,856	22,275	38,471	21
* Administration	275,570	275,570	20,624	157,268	4,017	114,285	41
* General & Administrative	228,677	231,293	14,466	126,165	15,064	90,064	39
* Human Resources	245,620	245,620	16,961	138,103	5,121	102,396	42
* Planning	305,287	305,287	41,608	194,313	9,919	110,055	36
* Finance	1,324,539	1,324,539	95,002	692,894	19,691	611,954	46
* MIS	301,880	301,880	9,233	155,731	37,861	108,288	36
** General Government	3,399,016	3,396,452	238,765	1,860,501	123,698	1,412,253	42
Public Safety							
* Administration	667,025	717,025	40,001	364,753	57,002	295,270	41
* General Investigation	538,167	538,167	32,743	242,076	57	296,034	55
* Police-Patrol	3,371,158	3,371,158	193,935	1,882,934	0	1,488,224	44
* Mat Su SRO	193,353	163,355	8,797	88,198	0	75,157	46
* Dispatch Center	2,621,969	2,621,969	141,253	1,335,602	2,859	1,283,508	49
* Code Compliance	152,187	177,367	10,590	114,116	4,000	59,251	33
** Public Safety	7,543,859	7,589,041	427,319	4,027,679	63,918	3,497,444	46
Public Works							
* Administration	525,683	530,683	34,178	299,482	1,282	229,919	43
* Roads	1,258,741	1,258,750	60,507	615,284	152,253	491,213	39
* Property Maintenance	619,752	622,252	33,513	313,803	33,246	275,203	44
* Meta Rose Square	117,512	127,512	6,255	66,351	11,886	49,275	39
** Public Works	2,521,688	2,539,197	134,453	1,294,920	198,667	1,045,610	41
Cultural & Recreation Svr							
* Museum	193,307	193,307	13,622	120,989	3,971	68,347	35
* Parks Maintenance	754,530	754,530	30,340	430,115	22,205	302,210	40
* Library	1,119,492	1,126,259	74,095	626,778	25,928	473,553	42
* Recreation Services	83,734	83,734	3,908	37,769	0	45,965	55
** Cultural & Recreation Svr	2,151,063	2,157,830	121,965	1,215,651	52,104	890,075	41
Debt Service							
* 2007(1998) GO Bond - Road	420,819	420,819	0	392,791	0	28,028	7
** Debt Service	420,819	420,819	0	392,791	0	28,028	7
Non-Departmental							
* Non-Departmental	1,267,176	1,338,211	0	1,187,882	0	150,329	11
** Non-Departmental	1,267,176	1,338,211	0	1,187,882	0	150,329	11
*** General Fund	17,303,621	17,441,550	922,502	9,979,424	438,387	7,023,739	40

MONTH TO DATE COUNCIL REPORT (UNAUDITED)
FOR FISCAL YEAR 2016
FOR FEBRUARY 2016

67% OF YEAR LAPSED

ACCOUNT DESCRIPTION	ORIGINAL BUDGET	ADJUSTED BUDGET	M-T-D ACTUAL	Y-T-D ACTUAL	CURRENT ENC.	REMAINING BUDGET	PERCENT BUDGET REMAINING
CIP Fund							
General Government							
* Gen Gov't Construction	91,500	194,610	0	0	0	194,610	100
** General Government	91,500	194,610	0	0	0	194,610	100
* Public Safety Administration	0	426,312	0	100,328	300,984	25,000	6
** Public Safety	0	426,312	0	100,328	300,984	25,000	6
** Public Works							
* Roads	100,000	166,600	0	0	26,563	140,037	84
* Property Maintenance	210,000	435,880	6,018	102,165	202,078	131,637	30
* Planning	0	15,313	0	6,030	9,283	0	0
** Public Works	310,000	617,793	6,018	108,195	237,924	271,674	44
Cultural & Recreation Svr							
* Museum	25,000	25,000	0	0	0	25,000	100
* Parks Maintenance	85,000	464,705	0	292,804	37,770	134,131	29
* Library	6,612,753	12,505,303	618,004	5,990,037	4,776,380	1,738,886	14
** Cultural & Recreation Svr	6,722,753	12,995,008	618,004	6,282,841	4,814,150	1,898,017	15
*** CIP Fund	7,124,253	14,233,723	624,022	6,491,364	5,353,058	2,389,301	17
Vehicle Replacement Fund							
General Government							
* Finance	28,000	28,000	0	25,700	0	2,300	8
** General Government	28,000	28,000	0	25,700	0	2,300	8
* Public Safety Police-Patrol	150,000	150,000	85,398	85,398	49,687	14,915	10
** Public Safety	150,000	150,000	85,398	85,398	49,687	14,915	10
* Public Works Administration	85,000	136,170	31,265	123,611	7,075	5,484	4
** Public Works	85,000	136,170	31,265	123,611	7,075	5,484	4
*** Vehicle Replacement Fund	263,000	314,170	116,663	234,709	56,762	22,699	7
Right of Way Fund							
Public Works							
* Roads	0	50,000	2,825	16,040	2,380	31,580	63
** Public Works	0	50,000	2,825	16,040	2,380	31,580	63
*** Right of Way Fund	0	50,000	2,825	16,040	2,380	31,580	63

MONTH TO DATE COUNCIL REPORT (UNAUDITED)
FOR FISCAL YEAR 2016
FOR FEBRUARY 2016

67% OF YEAR LAPSED

ACCOUNT DESCRIPTION	ORIGINAL BUDGET	ADJUSTED BUDGET	M-T-D ACTUAL	Y-T-D ACTUAL	CURRENT ENC.	REMAINING BUDGET	PERCENT BUDGET REMAINING
Road							
Public Works							
* Roads	90,000	6,857,582	29,301	2,393,369	707,085	3,757,128	55
** Public Works	90,000	6,857,582	29,301	2,393,369	707,085	3,757,128	55
*** Road	90,000	6,857,582	29,301	2,393,369	707,085	3,757,128	55
Technology Replacement Fu							
General Government							
* MIS	88,000	88,000	0	23,933	0	64,067	73
** General Government	88,000	88,000	0	23,933	0	64,067	73
*** Technology Replacement Fu	88,000	88,000	0	23,933	0	64,067	73
Youth Court							
Public Safety							
* Youth Court	198,315	198,315	12,544	100,864	230	97,221	49
** Public Safety	198,315	198,315	12,544	100,864	230	97,221	49
*** Youth Court	198,315	198,315	12,544	100,864	230	97,221	49
Asset Forfeiture							
Public Safety							
* Administration	0	43,308	0	25,892	0	17,416	40
** Public Safety	0	43,308	0	25,892	0	17,416	40
*** Asset Forfeiture	0	43,308	0	25,892	0	17,416	40
Sewer Fund							
Public Works							
* Sewer - General Admin	232,275	232,275	13,603	126,398	7,129	98,748	43
* Sewer - Cust Accting Svc	90,887	90,887	5,382	51,919	1,088	37,880	42
* Sewer - O&M Treatment	483,612	494,888	32,810	254,567	51,722	188,599	38
* Collection System O & M	329,981	329,981	24,342	181,868	0	148,113	45
* Sewer - Non-Operating	122,234	122,234	0	122,232	0	2	0
* Sewer Construction	430,000	3,522,842	22,175	133,925	551,244	2,837,673	81
* NonDepartmental	17,500	17,500	0	17,500	0	0	0
** Public Works	1,706,489	4,810,607	98,312	888,409	611,183	3,311,015	69
*** Sewer Fund	1,706,489	4,810,607	98,312	888,409	611,183	3,311,015	69

MONTH TO DATE COUNCIL REPORT (UNAUDITED)
FOR FISCAL YEAR 2016
FOR FEBRUARY 2016

67% OF YEAR LAPSED

ACCOUNT DESCRIPTION	ORIGINAL BUDGET	ADJUSTED BUDGET	M-T-D ACTUAL	Y-T-D ACTUAL	CURRENT ENC.	REMAINING BUDGET	PERCENT BUDGET REMAINING
Water Utility Fund							
Public Works							
* Water - General Admin	217,727	217,727	12,547	121,863	6,364	89,500	41
* Water - Cust Accting Svcs	91,537	91,537	5,382	51,916	1,088	38,533	42
* Water - Treatment Plant	338,707	338,707	31,636	197,835	9,717	131,155	39
* Water - Distribution	263,941	267,131	15,956	131,373	1,791	133,967	50
* Water - Non-Operating	247,179	247,179	0	59,392	0	187,787	76
* Water Construction	190,000	1,308,539	19,291	225,128	169,241	914,170	70
* NonDepartmental	14,500	14,500	0	14,500	0	0	0
** Public Works	1,363,591	2,485,320	84,812	802,007	188,201	1,495,112	60
*** Water Utility Fund	1,363,591	2,485,320	84,812	802,007	188,201	1,495,112	60
Airport Fund							
Public Works							
* Airport	195,780	195,780	9,358	100,815	17,605	77,360	40
* Airport Construction	40,000	826,583	4,909	9,984	25,025	791,574	96
** Public Works	235,780	1,022,363	14,267	110,799	42,630	868,934	85
*** Airport Fund	235,780	1,022,363	14,267	110,799	42,630	868,934	85
C. Menard Sports Center							
Cultural & Recreation Svr							
* CMMSC - Operations	1,223,557	1,223,557	89,299	767,516	18,442	437,599	36
* CMMSC Construction	90,000	117,025	1,837	52,221	34,835	29,969	26
** Cultural & Recreation Svr	1,313,557	1,340,582	91,136	819,737	53,277	467,568	35
*** C. Menard Sports Center	1,313,557	1,340,582	91,136	819,737	53,277	467,568	35
	29,686,606	48,885,520	1,996,384	21,886,547	7,453,193	19,545,780	40

CHECK DATE	CHECK NUMBER	VENDOR NAME	VENDOR #	BANK CODE	CHECK AMOUNT
02/05/2016	81872	CAL WORTHINGTON FORD	199		114,460.00
02/05/2016	81874	CUMMINS INC	2751		5,457.10
02/05/2016	81875	DANA INVESTMENT ADVISORS INC	2374		7,301.36
02/05/2016	81898	PREMIER JANITORIAL SERVICES	2560		5,865.00
02/12/2016	81928	ECI/HYER INC	2488		19,835.94
02/12/2016	81942	STATE OF ALASKA SBS	153		69,117.87
02/12/2016	81943	TEAMSTERS LOCAL 959	1987		5,172.85
02/19/2016	81975	HATTENBURG & DILLEY LLC	367		33,894.53
02/19/2016	81983	MATANUSKA ELECTRIC ASSOCIATION	432		60,404.48
02/19/2016	81985	MTA COMMUNICATIONS LLC	1292		5,263.82
02/19/2016	81987	NORTHWEST PUMP & EQUIPMENT CO	581		22,175.00
02/19/2016	82002	TIBURON INC	1111		26,593.00
02/26/2016	82024	BADGER METER INC	529		6,791.64
02/26/2016	82034	CORNERSTONE GENERAL CONTRACTOR	2692		597,923.00
02/26/2016	82040	ENSTAR NATURAL GAS CO	318		17,998.31
02/26/2016	82048	HDR INC	654		7,817.72
02/26/2016	82058	LEVESQUE LAW GROUP LLC	2495		6,873.80
02/02/2016	992051	MERITAIN HEALTH	2228		54,265.72
02/03/2016	992053	ODS ALASKA	2225		8,578.11
02/09/2016	992054	MERITAIN HEALTH	2228		55,736.09
02/09/2016	992055	WELLS FARGO FEDERAL DEPOSIT	51		38,346.17
02/16/2016	992059	MERITAIN HEALTH	2228		50,567.54
02/11/2016	992061	STATE OF ALASKA PERS	152		80,890.29
02/17/2016	992063	MERITAIN HEALTH	2228		29,509.20
02/23/2016	992066	MERITAIN HEALTH	2228		15,468.38
02/22/2016	992067	MERITAIN HEALTH	2228		115,848.60
02/22/2016	992068	WELLS FARGO FEDERAL DEPOSIT	51		38,302.58
02/19/2016	992069	MERITAIN HEALTH	2228		58,383.30
02/22/2016	992070	CHEVRON PRODUCTS COMPANY	274		8,123.62
02/24/2016	992072	STATE OF ALASKA PERS	152		80,775.16

DATE RANGE TOTAL * 1,647,740.18 *