


	Presented
Date Action Taken:	5/23/16
Other:	No action taken
Verified By:	




**CITY COUNCIL INFORMATIONAL MEMORANDUM**

**IM No. 16-08: Monthly financial reports for the period ending March 31, 2016; to include the Month-To-Date Expenditure Report, Disbursements Greater than \$5,000, Investment Report and the Quarterly Report of Businesses Receiving a Penalty Waiver for Sales Tax.**

Originator: Troy Tankersley, Finance Director

Date: 5/11/2016

Agenda of: 5/23/2016

Route to:	Department Head	Signature	Date
X	Finance Director		5-11-16
X	Deputy Administrator		5/11/16
X	City Clerk		5/11/16

Reviewed by Mayor Bert L. Cottle:

 5-11-2016

**Attachments:** See below.

**Summary Statement:** Attached for your review are the following financial reports for the period ending March 31, 2016:

	Page Number
• Month-To-Date Expenditure Report	2
• Expenditures Greater Than \$5,000 (for the period March 1, 2016 through March 31, 2016)	6
• Quarterly Investment Report, Ending March 31, 2016	7
• Quarterly Report Of Businesses That Received A Penalty Waiver For Sales Tax For The Forth Calendar Quarter Ending March 31, 2016; Per WMC 5.16.150(B)	9

ACCOUNT DESCRIPTION	ORIGINAL BUDGET	ADJUSTED BUDGET	M-T-D ACTUAL	Y-T-D ACTUAL	CURRENT ENC.	REMAINING BUDGET	PERCENT BUDGET REMAINING
General Fund							
General Government							
* Clerk's Office	523,870	518,690	33,347	307,580	13,456	197,654	38
* Records Management	13,971	13,971	1,097	4,032	2,310	7,629	55
* Council	179,602	179,602	7,338	126,193	18,869	34,540	19
* Administration	275,570	275,570	19,241	176,509	3,863	95,198	35
* General & Administrative	228,677	231,293	16,015	142,183	13,625	75,485	33
* Human Resources	245,620	245,620	16,635	154,737	4,521	86,362	35
* Planning	305,287	305,287	18,045	212,362	690	92,235	30
* Finance	1,324,539	1,324,539	87,117	780,008	17,648	526,883	40
* MIS	301,880	301,880	8,691	164,423	43,886	93,571	31
** General Government	3,399,016	3,396,452	207,526	2,068,027	118,868	1,209,557	36
Public Safety							
* Administration	667,025	717,025	49,766	414,520	46,236	256,269	36
* General Investigation	538,167	538,167	33,720	275,794	43	262,330	49
* Police-Patrol	3,371,158	3,371,158	197,118	2,080,053	0	1,291,105	38
* Mat Su SRO	193,353	163,355	9,341	97,540	0	65,815	40
* Dispatch Center	2,621,969	2,621,969	138,786	1,474,390	2,932	1,144,647	44
* Code Compliance	152,187	177,367	9,223	123,340	3,000	51,027	29
** Public Safety	7,543,859	7,589,041	437,954	4,465,637	52,211	3,071,193	40
Public Works							
* Administration	525,683	530,683	33,163	332,650	961	197,072	37
* Roads	1,258,741	1,258,750	62,796	678,077	153,719	426,954	34
* Property Maintenance	619,752	622,252	36,670	350,470	37,755	234,027	38
* Meta Rose Square	117,512	127,512	5,668	72,019	9,860	45,633	36
** Public Works	2,521,688	2,539,197	138,297	1,433,216	202,295	903,686	36
Cultural & Recreation Svr							
* Museum	193,307	193,307	11,752	132,736	3,211	57,360	30
* Parks Maintenance	754,530	754,530	30,603	460,718	20,476	273,336	36
* Library	1,119,492	1,126,259	72,708	699,485	23,400	403,374	36
* Recreation Services	83,734	83,734	3,686	41,458	0	42,276	50
** Cultural & Recreation Svr	2,151,063	2,157,830	118,749	1,334,397	47,087	776,346	36
Debt Service							
* 2007(1998) GO Bond - Road	420,819	420,819	0	392,791	0	28,028	7
** Debt Service	420,819	420,819	0	392,791	0	28,028	7
Non-Departmental							
* Non-Departmental	1,267,176	1,354,211	17,000	1,204,882	0	149,329	11
** Non-Departmental	1,267,176	1,354,211	17,000	1,204,882	0	149,329	11
*** General Fund	17,303,621	17,457,550	919,526	10,898,950	420,461	6,138,139	35

MONTH TO DATE COUNCIL REPORT (UNAUDITED)  
FOR FISCAL YEAR 2016  
FOR MARCH 2016

67% OF YEAR LAPSED

ACCOUNT DESCRIPTION	ORIGINAL BUDGET	ADJUSTED BUDGET	M-T-D ACTUAL	Y-T-D ACTUAL	CURRENT ENC.	REMAINING BUDGET	PERCENT BUDGET REMAINING
CIP Fund							
General Government							
*    Gen Gov't Construction	91,500	194,610	0	0	0	194,610	100
**    General Government	91,500	194,610	0	0	0	194,610	100
Public Safety							
*    Administration	0	426,312	0	100,328	300,984	25,000	6
**    Public Safety	0	426,312	0	100,328	300,984	25,000	6
Public Works							
*    Roads	100,000	166,600	0	0	26,563	140,037	84
*    Property Maintenance	210,000	435,880	10,559	112,724	194,783	128,373	29
*    Planning	0	15,313	0	6,030	9,283	0	0
**    Public Works	310,000	617,793	10,559	118,754	230,629	268,410	43
Cultural & Recreation Svr							
*    Museum	25,000	25,000	0	0	0	25,000	100
*    Parks Maintenance	85,000	464,705	6,000	298,804	37,181	128,720	28
*    Library	6,612,753	13,005,303	374,341	6,364,378	4,402,544	2,238,381	17
**    Cultural & Recreation Svr	6,722,753	13,495,008	380,341	6,663,182	4,439,725	2,392,101	18
***    CIP Fund	7,124,253	14,733,723	390,900	6,882,264	4,971,338	2,880,121	20
Vehicle Replacement Fund							
General Government							
*    Finance	28,000	28,000	0	25,700	0	2,300	8
**    General Government	28,000	28,000	0	25,700	0	2,300	8
Public Safety							
*    Police-Patrol	150,000	150,000	2,153	87,551	49,687	12,762	9
**    Public Safety	150,000	150,000	2,153	87,551	49,687	12,762	9
Public Works							
*    Administration	85,000	136,170	8,383	131,994	0	4,176	3
**    Public Works	85,000	136,170	8,383	131,994	0	4,176	3
***    Vehicle Replacement Fund	263,000	314,170	10,536	245,245	49,687	19,238	6
Right of Way Fund							
Public Works							
*    Roads	0	50,000	375	16,415	2,380	31,205	62
**    Public Works	0	50,000	375	16,415	2,380	31,205	62
***    Right of Way Fund	0	50,000	375	16,415	2,380	31,205	62

MONTH TO DATE COUNCIL REPORT (UNAUDITED)  
FOR FISCAL YEAR 2016  
FOR MARCH 2016

67% OF YEAR LAPSED

ACCOUNT DESCRIPTION	ORIGINAL BUDGET	ADJUSTED BUDGET	M-T-D ACTUAL	Y-T-D ACTUAL	CURRENT ENC.	REMAINING BUDGET	PERCENT BUDGET REMAINING
Road							
* Public Works							
* Roads	90,000	6,857,582	63,995	2,457,363	643,090	3,757,129	55
** Public Works	90,000	6,857,582	63,995	2,457,363	643,090	3,757,129	55
*** Road	90,000	6,857,582	63,995	2,457,363	643,090	3,757,129	55
Technology Replacement Fu							
* General Government							
* MIS	88,000	88,000	0	23,933	0	64,067	73
** General Government	88,000	88,000	0	23,933	0	64,067	73
*** Technology Replacement Fu	88,000	88,000	0	23,933	0	64,067	73
Youth Court							
* Public Safety							
* Youth Court	198,315	198,315	14,063	114,925	173	83,217	42
** Public Safety	198,315	198,315	14,063	114,925	173	83,217	42
*** Youth Court	198,315	198,315	14,063	114,925	173	83,217	42
Asset Forfeiture							
* Public Safety							
* Administration	0	43,308	0	25,892	0	17,416	40
** Public Safety	0	43,308	0	25,892	0	17,416	40
*** Asset Forfeiture	0	43,308	0	25,892	0	17,416	40
Sewer Fund							
* Public Works							
* Sewer - General Admin	232,275	232,275	13,543	139,944	6,604	85,727	37
* Sewer - Cust Accting Svc	90,887	90,887	6,534	58,453	0	32,434	36
* Sewer - O&M Treatment	483,612	494,888	34,484	289,049	52,103	153,736	31
* Collection System O & M	329,981	329,981	21,103	202,974	0	127,007	38
* Sewer - Non-Operating	122,234	122,234	0	122,232	0	2	0
* Sewer Construction	430,000	3,522,842	54,369	188,294	496,875	2,837,673	81
* NonDepartmental	17,500	17,500	0	17,500	0	0	0
** Public Works	1,706,489	4,810,607	130,033	1,018,446	555,582	3,236,579	67
*** Sewer Fund	1,706,489	4,810,607	130,033	1,018,446	555,582	3,236,579	67

MONTH TO DATE COUNCIL REPORT (UNAUDITED)  
FOR FISCAL YEAR 2016  
FOR MARCH 2016

67% OF YEAR LAPSED

ACCOUNT DESCRIPTION	ORIGINAL BUDGET	ADJUSTED BUDGET	M-T-D ACTUAL	Y-T-D ACTUAL	CURRENT ENC.	REMAINING BUDGET	PERCENT BUDGET REMAINING
Water Utility Fund							
Public Works							
* Water - General Admin	217,727	217,727	11,538	133,402	6,364	77,961	36
* Water - Cust Accting Svcs	91,537	91,537	6,534	58,452	0	33,085	36
* Water - Treatment Plant	338,707	338,707	26,616	224,454	5,828	108,425	32
* Water - Distribution	263,941	267,131	15,428	146,800	1,791	118,540	44
* Water - Non-Operating	247,179	247,179	187,786	247,177	0	2	0
* Water Construction	190,000	1,308,539	71,750	296,878	142,561	869,100	66
* NonDepartmental	14,500	14,500	0	14,500	0	0	0
** Public Works	1,363,591	2,485,320	319,652	1,121,663	156,544	1,207,113	49
*** Water Utility Fund	1,363,591	2,485,320	319,652	1,121,663	156,544	1,207,113	49
Airport Fund							
Public Works							
* Airport	195,780	195,780	12,049	112,864	17,957	64,959	33
* Airport Construction	40,000	826,583	0	9,984	25,025	791,574	96
** Public Works	235,780	1,022,363	12,049	122,848	42,982	856,533	84
*** Airport Fund	235,780	1,022,363	12,049	122,848	42,982	856,533	84
C. Menard Sports Center							
Cultural & Recreation Svr							
* CMMSC - Operations	1,223,557	1,223,557	97,592	865,105	15,917	342,535	28
* CMMSC Construction	90,000	133,025	3,985	56,206	34,835	41,984	32
** Cultural & Recreation Svr	1,313,557	1,356,582	101,577	921,311	50,752	384,519	28
*** C. Menard Sports Center	1,313,557	1,356,582	101,577	921,311	50,752	384,519	28
	29,686,606	49,417,520	1,962,706	23,849,255	6,892,989	18,675,276	38

CHECK DATE	CHECK NUMBER	VENDOR NAME	VENDOR #	BANK CODE	CHECK AMOUNT
03/02/2016	82095	JOHLIN MEASUREMENT LTD	2735		29,701.00
03/04/2016	82102	BOND BROTHERS LLC	2737		13,000.00
03/04/2016	82114	MATANUSKA ELECTRIC ASSOC FOR	433		6,000.00
03/04/2016	82115	MATANUSKA TELEPHONE ASSOCIATIO	23		8,866.75
03/04/2016	82117	PREMIER JANITORIAL SERVICES	2560		5,865.00
03/04/2016	82123	STANTEC CONSULTING SERVICES IN	2655		26,040.46
03/11/2016	82142	ECI/HYER INC	2488		30,778.57
03/11/2016	82155	LANDYE BENNETT BLUMSTEIN LLP	2717		26,775.00
03/11/2016	82160	MATANUSKA ELECTRIC ASSOCIATION	432		63,331.68
03/11/2016	82182	STATE OF ALASKA SBS	153		70,679.68
03/11/2016	82183	TEAMSTERS LOCAL 959	1987		5,100.63
03/18/2016	82206	CORNERSTONE GENERAL CONTRACTOR	2692		322,002.00
03/18/2016	82213	JEWELL EQUIPMENT RENTAL	2424		7,132.90
03/18/2016	82231	TEKMATE LLC	2661		8,725.00
03/25/2016	82260	ENSTAR NATURAL GAS CO	318		15,746.71
03/25/2016	82264	HDL ENGINEERING CONSULTANTS, L	367		22,184.10
03/25/2016	82265	HDR INC	654		32,264.37
03/25/2016	82271	LANDYE BENNETT BLUMSTEIN LLP	2717		5,062.00
03/25/2016	82272	LEVESQUE LAW GROUP LLC	2495		5,465.30
03/25/2016	82291	STANTEC CONSULTING SERVICES IN	2655		23,870.60
03/01/2016	992073	MERITAIN HEALTH	2228		25,465.78
03/03/2016	992074	ODS ALASKA	2225		8,406.30
03/04/2016	992075	STATE OF ALASKA - DEC	595		187,785.75
03/07/2016	992076	WELLS FARGO FEDERAL DEPOSIT	51		37,622.73
03/08/2016	992077	MERITAIN HEALTH	2228		16,407.68
03/09/2016	992082	STATE OF ALASKA PERS	152		79,871.32
03/15/2016	992084	MERITAIN HEALTH	2228		10,870.32
03/18/2016	992086	MERITAIN HEALTH	2228		55,988.35
03/21/2016	992087	CHEVRON PRODUCTS COMPANY	274		6,308.07
03/21/2016	992088	WELLS FARGO FEDERAL DEPOSIT	51		38,524.69
03/22/2016	992089	MERITAIN HEALTH	2228		22,250.54
03/23/2016	992091	STATE OF ALASKA PERS	152		81,125.56
03/29/2016	992093	MERITAIN HEALTH	2228		33,325.01

DATE RANGE TOTAL \* 1,332,543.85 \*

City of Wasilla  
Investment Portfolio  
March 31, 2016

Benchmark: 6 Month Treasury Rate 0.38%

External Portfolio:  
Dana Investment Advisors, Inc. (Contracted Account Manager), Wells Fargo Bank (Custodial Agent)

Type	Quantity	Security	CUSIP#	Due	Rate	Unit Cost	Total Cost	Price	Dana Investments	W.F. Market Value	Pct. Assets	Yield to Maturity	Rating S&P	Rating Moody's
Accrued Interest												0.00%		
TOTAL US TREASURY INFLATION NOTES							\$ -	\$ -	\$ -					
AGENCIES	600,000	FEDERAL HOME LOAN MORTGAGE CORP (FHLMC)	3137EADP1	03/07/2018	0.875%	98.28	589,698.00	100.22	601,314.60	600,894.00	3.71%	0.88	AA+	Aaa
AGENCIES	700,000	FEDERAL HOME LOAN MORTGAGE CORP (FHLMC)	3134G7CN9	09/22/2017	1.000%	100.00	700,000.00	99.97	699,791.61	706,937.00	4.36%	1.00	AA+	Aaa
AGENCIES	700,000	FEDERAL HOME LOAN BANK (FHLB)	3130A5S83	10/06/2017	0.900%	100.00	700,000.00	100.06	700,396.20	700,161.00	4.32%	0.90	AA+	Aaa
AGENCIES	750,000	FREDDIE MAC	3134G7P96	04/29/2019	1.000%	100.00	750,000.00	99.90	749,250.00	750,090.00	4.63%	1.00	NR	Aaa
AGENCIES	500,000	FREDDIE MAC	3134G6VX8	10/29/2018	0.750%	100.00	500,000.00	99.60	498,005.00	500,095.00	3.09%	0.75	AA+	Aaa
AGENCIES	750,000	FREDDIE MAC	3134G7W49	10/29/2018	0.750%	100.00	750,000.00	99.95	749,625.00	750,082.50	4.63%	0.75	AA+	Aaa
AGENCIES	750,000	FREDDIE MAE	3136G2VW4	12/28/2018	1.000%	100.00	750,000.00	100.00	750,000.00	749,977.50	4.63%	1.00	NR	Aaa
Accrued Interest												0.08%		
TOTAL AGENCIES							\$ 4,739,698.00	\$ 4,761,207.41	\$ 4,770,887.00					
SBA BONDS	108,813	SBA509308	83164LKV2	02/25/2018	3.825%	105.75	115,069.50	101.85	110,826.68	115,867.91	0.71%	4.00	AA+	Aaa
SBA BONDS	590,362	SBA508679	83164KUC5	07/25/2018	3.975%	103.50	611,024.22	102.08	602,664.70	623,905.89	3.85%	4.14	NR	NR
SBA BONDS	179,111	SBA509306	83164LKT7	08/25/2019	3.325%	106.87	191,425.11	103.25	184,938.95	189,286.88	1.17%	3.46	AA+	Aaa
SBA BONDS	290,109	SBA508503	83164KNU3	12/25/2024	2.575%	105.69	306,608.51	104.11	302,037.86	304,598.45	1.88%	2.71	AA+	Aaa
SBA BONDS	386,588	SBA509602	83164LU33	04/25/2025	3.075%	107.77	416,608.52	105.89	409,359.91	411,537.60	2.54%	3.14	NR	NR
SBA BONDS	430,603	SBA509621	83164LVN8	10/25/2025	2.075%	104.80	451,258.47	104.11	448,279.24	451,790.18	2.79%	2.23	NR	NR
SBA BONDS	306,523	SBA508227	83164KD83	02/25/2029	2.575%	107.00	327,979.72	105.72	324,055.02	325,800.39	2.01%	2.67	AA+	Aaa
SBA BONDS	471,631	SBA509513	83164LSA0	06/25/2039	1.750%	106.00	499,928.38	103.55	488,378.63	490,699.53	3.03%	1.92	AA+	Aaa
SBA BONDS	683,495	SBA509681	83164LXJ5	07/25/2040	1.855%	106.44	727,495.42	105.00	717,640.78	719,531.65	4.44%	2.00	NR	NR
MORTGAGE BONDS	237,469	GOVT NATL MTG ASSN II POOL #MA0177	36179MFS4	06/20/2042	2.000%	102.50	243,405.34	102.75	243,989.51	244,003.76	1.51%	1.70	AA+	Aaa
MORTGAGE BONDS	510,198	GOVT NATL MTG ASSN II POOL #MA1033	36179NEE4	05/20/2043	2.000%	102.81	524,547.61	104.20	531,636.82	532,177.63	3.28%	1.91	AA+	Aaa
MORTGAGE BONDS	267,316	GOVT NATL MTG ASSN II POOL #MA1175	36179NJU3	07/20/2043	1.500%	101.48	271,283.93	101.82	272,178.18	271,504.75	1.68%	1.48	AA+	Aaa
MORTGAGE BONDS	242,285	GOVT NATL MTG ASSN II POOL #MA1468	36179NTZ1	11/20/2043	2.500%	103.75	251,371.20	102.89	249,278.82	247,625.47	1.53%	2.43	AA+	Aaa
MORTGAGE BONDS	360,810	GOVT NATL MTG ASSN II POOL #080856	36225C5S1	03/20/2034	1.750%	104.46	376,913.50	103.99	375,210.04	375,213.64	2.32%	1.69	AA+	Aaa
MORTGAGE BONDS	147,188	GOVT NATL MTG ASSN II POOL #080916	36225DAS3	05/20/2034	1.625%	103.27	151,994.57	104.34	153,568.56	153,578.86	0.95%	1.70	AA+	Aaa
MORTGAGE BONDS	129,600	GOVT NATL MTG ASSN II POOL #080947	36225DBR4	06/20/2034	1.625%	103.19	133,731.45	104.32	135,192.69	135,201.77	0.83%	1.70	AA+	Aaa
MORTGAGE BONDS	299,854	GOVT NATL MTG ASSN II POOL #082662	36225ESY4	11/20/2040	1.625%	103.50	310,348.84	103.11	309,188.39	309,509.22	1.91%	1.56	AA+	Aaa
MORTGAGE BONDS	258,120	GOVT NATL MTG ASSN II POOL #082744	36225FBN8	02/20/2041	2.500%	103.69	267,638.10	102.54	264,684.71	269,113.28	1.66%	2.39	AA+	Aaa
MORTGAGE BONDS	339,247	GOVT NATL MTG ASSN II POOL #082747	36225FBR9	02/20/2041	2.000%	103.00	349,424.63	104.00	352,819.48	354,659.21	2.19%	1.92	AA+	Aaa
MORTGAGE BONDS	258,967	GOVT NATL MTG ASSN II POOL #082759	36225FB57	03/20/2041	1.750%	103.27	267,424.01	103.08	266,945.91	266,945.90	1.65%	1.70	AA+	Aaa
MORTGAGE BONDS	348,415	GOVT NATL MTG ASSN II POOL #082793	36225FC72	04/20/2041	1.625%	103.75	361,480.55	102.96	358,740.26	360,104.31	2.22%	1.70	AA+	Aaa
MORTGAGE BONDS	555,540	FHLMC-GOVT NATL MTG ASSN II POOL #0849674	31300MXB4	11/01/2042	2.093%	104.12	578,456.20	103.06	572,516.92	596,075.27	3.68%	2.01	NR	NR
MORTGAGE BONDS	634,592	FHLMC-GOVT NATL MTG ASSN II POOL #0849824	31300M4H3	02/01/2043	2.563%	104.56	663,545.34	104.14	660,841.99	676,004.76	4.17%	2.45	NR	NR
MORTGAGE BONDS	515,889	FHLMC-GOVT NATL MTG ASSN II POOL #849743	31300MZG1	06/01/2043	2.229%	103.47	533,783.76	103.11	531,953.64	547,642.37	3.38%	2.16	NR	NR
MORTGAGE BONDS	557,747	FNMA-GOVT NATL MTG ASSN II POOL #AP4467	3138M7GD2	08/01/2042	1.825%	103.75	578,662.03	102.55	571,941.19	571,941.18	3.53%	1.76	NR	NR
MORTGAGE BONDS	530,392	FNMA-GOVT NATL MTG ASSN II POOL #AL7316	3138EQDW9	02/01/2043	2.415%	104.38	553,596.58	104.66	555,081.67	555,797.69	3.43%	2.33	NR	NR
MORTGAGE BONDS	608,943	FNMA-GOVT NATL MTG ASSN II POOL #AL7335	3138EQEH1	04/01/2045	2.189%	103.50	630,255.73	103.24	628,656.68	627,759.08	3.87%	2.12	NR	NR
Accrued Interest												0.20%		
ADJUSTABLE RATE Mortgages/SBAs							\$ 10,695,261.22	\$ 10,853,840.62	\$ 10,759,709.22					
CORPORATE BONDS												0.00%		
Accrued Interest												0.00%		
TOTAL CORPORATE BONDS							\$ -	\$ -	\$ -					
CASH AND EQUIVALENTS		WELLS FARGO ADVANTAGE 100% TREASURY MONEY MARKET FUND	8	N/A	0.050%	-	676,374.22	-	676,374.22	676,374.22	4.17%		NR	NR
Accrued Interest												0.02		
TOTAL CASH AND EQUIVALENTS							\$ 676,374.22	\$ 676,374.22	\$ 676,374.24					
							\$ 16,111,333.44	\$ 16,291,422.25	\$ 16,206,970.46	100.00%				

Internal Portfolio:  
Wells Fargo Bank

Type	Quantity	Security	CUSIP#	Due	Rate	Unit Cost	Cost	Price	Market Value	Pct. Assets	Yield to Maturity	Rating S&P	Rating Moody's
CORPORATE BONDS	244,000	AMERICAN EXPRESS CREDIT	0258MODD8	03/24/2017	2.375%	101.58	247,617.27	101.173	246,862.12	7.26%	0.26	A-	A2
CORPORATE BONDS	250,000	E.I.DU PONT DE NEMOURS AND CO	263534BQ1	12/15/2016	5.250%	103.96	257,716.46	102.938	257,345.25	7.57%	0.85	A-	A3
CORPORATE BONDS	250,000	BANK OF AMERICA	06050TLT7	02/14/2017	1.250%	100.46	250,974.89	100.124	250,310.00	7.36%	0.80	A-	A1
CORPORATE BONDS	250,000	PNC BANK	69353RCG1	01/27/2017	1.125%	100.25	250,507.12	100.108	250,269.50	7.36%	0.85	A-	A2
CORPORATE BONDS	375,000	AUSTRALIA AND NEW ZEALAND BANKING GRP	05253JAE1	01/10/2017	1.250%	100.43	376,301.01	100.125	375,468.38	11.04%	0.80	AA-	Aa2
CORPORATE BONDS	250,000	ANHEUSER-BUSCH INVEV FINANCE INC	03524BAC0	01/27/2017	1.125%	100.18	250,357.23	100.196	250,489.00	7.36%	0.95	A-	A2
CORPORATE BONDS	250,000	COMMONWEALTH BANK AUSTR NY	20271RAE0	03/13/2017	1.125%	100.27	250,647.41	99.986	249,965.25	7.35%	0.25	AA-	Aa2
CORPORATE BONDS	245,000	ABBAY NATL TREASURY SERV	002799AJ3	04/27/2016	4.000%	103.54	245,615.78	100.203	245,497.60	7.22%	0.25	A	A1

**City of Wasilla  
Investment Portfolio  
March 31, 2016**

Type	Quantity	Security	CUSIP#	Due	Rate	Unit Cost	Total Cost	Price
CORPORATE BONDS	250,000	FIFTH THIRD BK CINCINNATI OHIO	31677QAY5	11/18/2016	1.150%	100.48	250,681.36	100.161
		Accrued Interest						
<b>TOTAL CORPORATE BONDS</b>							<b>\$ 2,380,418.53</b>	
CERTIFICATE OF DEPOSIT	250,000	APPLE BANK	03784JLK8	08/12/2016	0.450%	100.00	250,000.00	100.007
CERTIFICATE OF DEPOSIT	250,000	BANK OF INDIA NEW YORK	06278CAG7	06/01/2016	0.450%	100.00	250,000.00	99.999
CERTIFICATE OF DEPOSIT	250,000	BANK OF CHINA LIMITED	06426TEM7	04/08/2016	0.400%	100.00	250,000.00	100.000
CERTIFICATE OF DEPOSIT	250,000	SAFRA NATL BK NEW YORK	78658QST12	12/13/2016	0.600%	100.00	250,000.00	99.949
		Accrued Interest						
CASH AND EQUIVALENTS	-	WELLS FARGO ADVANTAGE 100% TREASURY MONEY MARKET FUND		8	N/A	0.180%	9,669.90	-
<b>TOTAL CASH AND EQUIVALENTS</b>							<b>\$ 1,009,669.90</b>	
							<b>\$ 3,390,088.43</b>	

Benchmark: 6 Month Treasury Rate		0.38%		
Market Value	Pct. Assets	Yield to Maturity	Rating S&P	Rating Moody's
250,403.00	7.36%	0.65	A-	A3
11,834.94	0.35%			
<b>\$ 2,388,445.04</b>				
250,018.25	7.35%	0.40	NA	NA
249,998.50	7.35%	0.45	NA	P3
250,000.00	7.35%	0.40	A-1	P1
249,872.00	7.35%	0.40	NA	NA
3,080.48	0.09%			
9,669.90	0.28%		AAAm	Aaa
<b>\$ 1,012,639.13</b>				
<b>\$ 3,401,084.17</b>	<b>100.00%</b>			

**Self Insurance:**  
**Wells Fargo Bank**

Type	Quantity	Security	CUSIP#	Due	Rate	Unit Cost	Total Cost	Price
CERTIFICATE OF DEPOSIT	250,000.00	SAFRA NATL BAND NEW YORK	78658QRU9	10/29/2016	0.550%	100.00	250,000.00	99.989
CERTIFICATE OF DEPOSIT	250,000.00	GOLDMAN SACHS BANK USA	38148JW64	10/28/2016	0.550%	100.00	250,000.00	100.006
CERTIFICATE OF DEPOSIT	190,000.00	APPLE BNK FOR SAVINGS NY	03784JNB6	10/28/2016	0.500%	100.00	190,000.00	100.017
		Accrued Interest						
CASH AND EQUIVALENTS	-	WELLS FARGO ADVANTAGE 100% TREASURY MONEY MARKET FUND	60934N203	N/A	0.180%	-	849.68	-
							<b>\$ 690,849.68</b>	
<b>Library Restricted:</b>								
CASH AND EQUIVALENTS	-	WELLS FARGO - LIBRARY CIP	3066	N/A	0.030%	-	5,996,400.41	-
							<b>\$ 5,996,400.41</b>	

Market Value	Pct. Assets	Yield to Maturity	Rating S&P	Rating Moody's
249,972.50	36.10%	0.55	NR	NR
250,015.00	36.11%	0.55	NR	NR
190,033.25	27.44%	0.50	NR	NR
1,577.60	0.23%			
849.68	0.12%		AAAm	Aaa
<b>\$ 692,448.03</b>	<b>100.00%</b>			
5,996,400.41	100.00%			
<b>\$ 5,996,400.41</b>				

**Key Trust Company of Alaska - Alaska Municipal League Investment Pool, Inc. (Under Agreement Dated 10/01/1994)**

Type	Quantity	Security	CUSIP#	Due	Rate	Unit Cost	Total Cost	Price
CASH AND EQUIVALENTS	-	AMLIP: Restricted 0630475	0117940A3	N/A	0.220%	-	41,785.39	-
CASH AND EQUIVALENTS	-	AMLIP: Regular 0025760	0017940A3	N/A	0.220%	-	100,134.77	-
<b>TOTAL CASH AND EQUIVALENTS</b>							<b>\$ 141,920.16</b>	

Market Value	Pct. Assets	Yield to Maturity	Rating S&P	Rating Moody's
41,785.39	100.00		AAA	AAA
100,134.77	100.00		AAA	AAA
<b>\$ 141,920.16</b>				

**CMMSC Restricted:**

Type	Quantity	Security	CUSIP#	Due	Rate	Unit Cost	Total Cost	Price
CORPORATE BONDS	300,000	BANK OF AMERICA NA	06050TLR13	11/14/2016	1.125%	100.39	300,785.64	100.195
CASH AND EQUIVALENTS	-	WELLS FARGO ADVANTAGE 100% TREASURY MONEY MARKET FUND	7740	N/A	0.050%	-	31,198.12	-
		Accrued Interest						
							<b>\$ 331,983.76</b>	
<b>Operations:</b>								
CASH AND EQUIVALENTS	-	WELLS FARGO - OPERATIONS	5028	N/A	0.030%	-	7,041,522.30	-
							<b>\$ 7,041,522.30</b>	

Market Value	Pct. Assets	Yield to Maturity	Rating S&P	Rating Moody's
300,585.30	8.84%	0.70	A	A1
31,198.12	100.00%		AAAm	Aaa
1,284.38				
<b>\$ 333,067.80</b>				
7,041,522.30	100.00%			
<b>\$ 7,041,522.30</b>				

**SUMMARY:**

	Total Cost	Market Value
Cash and Equivalents	13,897,934.79	13,897,934.81
Certificates of Deposit	1,690,000.00	1,694,567.58
U.S. Treasury	-	-
Adjustable Rate Bonds	10,695,261.22	10,759,709.22
Agencies	4,739,698.00	4,770,887.00
Corporate Bonds	2,681,204.17	2,690,314.72
<b>Total (External &amp; Internal) Portfolio:</b>	<b>\$ 33,704,098.18</b>	<b>\$ 33,813,413.33</b>

Total Interest Earned for Quarter End March 31, 2016:	\$ 93,416.11
Total Accumulated Interest Earned for Fiscal Year (as of March 31, 2016):	\$ 250,207.12
Total Market Value Adjustment for Quarter End March 31, 2016:	\$ (24,195.08)
Total Accumulated Market Value Adjustment for Fiscal Year (as of March 31, 2016):	\$ (132,881.97)
Net Revenue (Loss) for Quarter End March 31, 2016:	\$ 69,221.03
Net Accumulated Revenue (Loss) for Fiscal Year (as of March 31, 2016):	\$ 117,325.15





# CITY OF WASILLA

Finance Department  
290 East Herning Avenue  
Wasilla, Alaska 99654 7091  
Phone (907) 373-9080 Fax (907) 373-9085

## WASILLA CITY COUNCIL INFORMATION MEMORANDUM IM No. 16-08

TITLE: Quarterly report of businesses that received a penalty waiver for the first quarter ending March 31, 2016 per WMC 5.16.150 B

Business Name	Address	City, State, Zip	Waiver Period	Amount of Penalty	Date of Waiver	Approved by:
Taco Bell	3301 Denali St Ste. 200	Anchorage, AK 99503	September, 2015	515.25	1/7/16	Troy Tankersley
Yun's Collectibles	591 E Railroad Ave	Wasilla, AK 99654	October, 2015	11.15	1/4/16	Troy Tankersley
Alaska Chicks Co	2005 N Byers Cir	Palmer, AK 99645	December, 2015	75.63	2/8/16	Troy Tankersley
Great Alaska Pizza Co	8936 Sahalee Dr	Anchorage, AK 99507	November, 2015	47.57	2/11/16	Troy Tankersley
BDC Wasilla LP	1556 Parkside Dr.	Walnut Creek, CA 94596	November, 2015	8.25	2/1/16	Troy Tankersley
King Asian Buffet	301 W Parks Hwy	Wasilla, AK 99654	November, 2015	118.22	2/26/16	Troy Tankersley
Sakura Sushi Restaurant	991 S Hermon Rd, Ste. 600	Wasilla, AK 99654	January, 2016	73.26	3/1/16	Troy Tankersley
Great Alaska Pizza Company	8936 Sahalee Dr	Anchorage, AK 99507	November, 2015	47.57	2/11/16	Troy Tankersley