


	Presented
Date Action Taken: 9/26/16	✓
Other:	
Verified By: 	




CITY COUNCIL INFORMATIONAL MEMORANDUM

IM No. 16-16: Monthly financial reports for the period ending July 31, 2016; to include the Month-To-Date Expenditure Report and Disbursements Greater than \$5,000.

Originator: Troy Tankersley, Finance Director

Date: 9/14/2016

Agenda of: 9/26/2016

Route to:	Department Head	Signature	Date
X	Finance Director		9/14/16
X	Deputy Administrator		9/14/16
X	City Clerk		9/14/16

Reviewed by Mayor Bert L. Cottle:  09/14/2016

Attachments: See below.

Summary Statement: Attached for your review are the following financial reports for the period ending July 31, 2016:

	Page Number
• Month-To-Date Expenditure Report	2
• Expenditures Greater Than \$5,000 (for the period July 1, 2016 through July 31, 2016)	6

MONTH TO DATE COUNCIL REPORT (UNAUDITED)
FOR FISCAL YEAR 2017
FOR JULY 2016

9% OF YEAR LAPSED

ACCOUNT DESCRIPTION	ORIGINAL BUDGET	ADJUSTED BUDGET	M-T-D ACTUAL	Y-T-D ACTUAL	CURRENT ENC.	REMAINING BUDGET	PERCENT BUDGET REMAINING
General Fund							
General Government							
* Clerk's Office	407,146	407,146	30,421	30,421	27,851	348,874	86
* Records Management	15,765	15,765	500	500	2,250	13,015	83
* Council	179,524	179,524	1,568	1,568	34,526	143,430	80
* Administration	279,348	279,348	17,761	17,761	4,960	256,627	92
* General & Administrative	228,588	231,204	11,229	11,229	17,273	202,702	88
* Human Resources	239,539	239,539	15,001	15,001	8,781	215,757	90
* Planning	304,673	304,673	17,612	17,612	18,690	268,371	88
* Finance	1,268,198	1,268,198	85,406	85,406	16,496	1,166,296	92
* MIS	334,749	334,749	44,288	44,288	84,762	205,699	61
** General Government	3,257,530	3,260,146	223,786	223,786	215,589	2,820,771	87
Public Safety							
* Administration	656,138	656,138	56,121	56,121	91,689	508,328	77
* General Investigation	510,771	510,771	58,583	58,583	43	452,145	89
* Police-Patrol	3,333,057	3,333,057	464,640	464,640	0	2,868,417	86
* Mat Su SRO	155,102	155,102	21,341	21,341	0	133,761	86
* Dispatch Center	2,475,823	2,475,823	209,502	209,502	2,100	2,264,221	91
* Code Compliance	179,153	179,153	23,885	23,885	0	155,268	87
** Public Safety	7,310,044	7,310,044	834,072	834,072	93,832	6,382,140	87
Public Works							
* Administration	517,042	517,042	32,503	32,503	2,161	482,378	93
* Roads	1,247,923	1,247,923	103,766	103,766	233,017	911,140	73
* Property Maintenance	615,111	615,111	62,709	62,709	53,204	499,198	81
* Meta Rose Square	111,530	111,530	27,349	27,349	24,941	59,240	53
** Public Works	2,491,606	2,491,606	226,327	226,327	313,323	1,951,956	78
Cultural & Recreation Svr							
* Museum	211,335	211,335	17,040	17,040	7,280	187,015	88
* Parks Maintenance	710,885	710,885	100,910	100,910	17,133	592,842	83
* Library	1,289,085	1,289,085	90,161	90,161	38,743	1,160,181	90
* Recreation Services	88,720	88,720	11,048	11,048	0	77,672	88
** Cultural & Recreation Svr	2,300,025	2,300,025	219,159	219,159	63,156	2,017,710	88
Debt Service							
* 2007(1998) GO Bond - Road	421,682	421,682	0	0	0	421,682	100
** Debt Service	421,682	421,682	0	0	0	421,682	100
Non-Departmental							
* Non-Departmental	2,186,260	2,186,260	2,134,440	2,134,440	0	51,820	2
** Non-Departmental	2,186,260	2,186,260	2,134,440	2,134,440	0	51,820	2
*** General Fund	17,967,147	17,969,763	3,637,784	3,637,784	685,900	13,646,079	76

MONTH TO DATE COUNCIL REPORT (UNAUDITED)
FOR FISCAL YEAR 2017
FOR JULY 2016

9% OF YEAR LAPSED

ACCOUNT DESCRIPTION	ORIGINAL BUDGET	ADJUSTED BUDGET	M-T-D ACTUAL	Y-T-D ACTUAL	CURRENT ENC.	REMAINING BUDGET	PERCENT BUDGET REMAINING
CIP Fund							
* General Government Gen Gov't Construction	139,500	139,500	0	0	0	139,500	100
** General Government	139,500	139,500	0	0	0	139,500	100
* Public Safety Administration	111,500	312,156	0	0	200,656	111,500	36
** Public Safety	111,500	312,156	0	0	200,656	111,500	36
* Public Works Roads	250,000	250,000	0	0	96,269	153,731	61
* Property Maintenance	100,000	115,690	1,756	1,756	23,490	90,444	78
* Planning	0	6,000	0	0	6,000	0	0
** Public Works Cultural & Recreation Svr	350,000	371,690	1,756	1,756	125,759	244,175	66
* Museum	100,000	100,000	0	0	0	100,000	100
* Parks Maintenance	100,000	147,405	0	0	130,439	16,966	12
* Library	0	1,475,197	16,823	16,823	1,696,712	238,338-	16-
** Cultural & Recreation Svr	200,000	1,722,602	16,823	16,823	1,827,151	121,372-	7-
*** CIP Fund	801,000	2,545,948	18,579	18,579	2,153,566	373,803	15
Vehicle Replacement Fund							
* Public Safety Police-Patrol	150,000	150,000	0	0	0	150,000	100
** Public Safety	150,000	150,000	0	0	0	150,000	100
* Public Works Administration	85,000	85,000	0	0	0	85,000	100
** Public Works	85,000	85,000	0	0	0	85,000	100
*** Vehicle Replacement Fund	235,000	235,000	0	0	0	235,000	100
Road							
* Public Works Roads	200,000	602,117	6,141	6,141	602,117	6,141-	1-
** Public Works	200,000	602,117	6,141	6,141	602,117	6,141-	1-
*** Road	200,000	602,117	6,141	6,141	602,117	6,141-	1-
Technology Replacement Fu							
* General Government MIS	63,000	63,000	0	0	0	63,000	100

MONTH TO DATE COUNCIL REPORT (UNAUDITED)
FOR FISCAL YEAR 2017
FOR JULY 2016

9% OF YEAR LAPSED

ACCOUNT DESCRIPTION	ORIGINAL BUDGET	ADJUSTED BUDGET	M-T-D ACTUAL	Y-T-D ACTUAL	CURRENT ENC.	REMAINING BUDGET	PERCENT BUDGET REMAINING
** General Government	63,000	63,000	0	0	0	63,000	100
*** Technology Replacement Fu	63,000	63,000	0	0	0	63,000	100
Youth Court							
Public Safety							
* Youth Court	178,723	178,723	14,095	14,095	173	164,455	92
** Public Safety	178,723	178,723	14,095	14,095	173	164,455	92
*** Youth Court	178,723	178,723	14,095	14,095	173	164,455	92
Sewer Fund							
Public Works							
* Sewer - General Admin	219,264	219,264	24,225	24,225	4,499	190,540	87
* Sewer - Cust Accting Svc	89,940	89,940	5,302	5,302	8,400	76,238	85
* Sewer - O&M Treatment	447,066	447,066	22,838	22,838	6,000	418,228	94
* Collection System O & M	278,047	278,047	23,388	23,388	0	254,659	92
* Sewer Construction	25,000	413,522	162,770	162,770	252,740	1,988-	0
* NonDepartmental	16,250	16,250	16,250	16,250	0	0	0
** Public Works	1,075,567	1,464,089	254,773	254,773	271,639	937,677	64
*** Sewer Fund	1,075,567	1,464,089	254,773	254,773	271,639	937,677	64
Water Utility Fund							
Public Works							
* Water - General Admin	212,363	212,363	25,219	25,219	4,279	182,865	86
* Water - Cust Accting Svcs	90,340	90,340	5,391	5,391	8,400	76,549	85
* Water - Treatment Plant	470,842	470,842	13,646	13,646	21,750	435,446	92
* Water - Distribution	253,338	253,338	17,608	17,608	3,977	231,753	91
* Water - Non-Operating	450,277	450,277	0	0	0	450,277	100
* Water Construction	0	117,275	9,250	9,250	125,551	17,526-	15-
* NonDepartmental	14,250	14,250	14,250	14,250	0	0	0
** Public Works	1,491,410	1,608,685	85,364	85,364	163,957	1,359,364	85
*** Water Utility Fund	1,491,410	1,608,685	85,364	85,364	163,957	1,359,364	85
Airport Fund							
Public Works							
* Airport	214,081	214,081	27,225	27,225	16,777	170,079	79
* Airport Construction	200,000	200,220	5,120	5,120	141,455	53,645	27
** Public Works	414,081	414,301	32,345	32,345	158,232	223,724	54

MONTH TO DATE COUNCIL REPORT (UNAUDITED)
 FOR FISCAL YEAR 2017
 FOR JULY 2016

9% OF YEAR LAPSED

ACCOUNT DESCRIPTION	ORIGINAL BUDGET	ADJUSTED BUDGET	M-T-D ACTUAL	Y-T-D ACTUAL	CURRENT ENC.	REMAINING BUDGET	PERCENT BUDGET REMAINING
*** Airport Fund	414,081	414,301	32,345	32,345	158,232	223,724	54
C. Menard Sports Center							
Cultural & Recreation Svr							
* CMMSC - Operations	1,237,288	1,237,288	105,550	105,550	31,641	1,100,097	89
* CMMSC Construction	45,000	48,877	0	0	17,303	31,574	65
** Cultural & Recreation Svr	1,282,288	1,286,165	105,550	105,550	48,944	1,131,671	88
*** C. Menard Sports Center	1,282,288	1,286,165	105,550	105,550	48,944	1,131,671	88
	23,708,216	26,367,791	4,154,631	4,154,631	4,084,528	18,128,632	69

PREPARED 09/14/2016, 8:09:20
 PROGRAM: GM350L
 City of Wasilla

A/P CHECKS BY PERIOD AND YEAR
 MINIMUM AMOUNT: 5,000.00
 FROM 07/01/2016 TO 07/31/2016

BANK CODE *ALL*

CHECK DATE	CHECK NUMBER	VENDOR NAME	VENDOR #	CHECK AMOUNT
07/01/2016	83088	AURORA PYROTECHNICS	2337	5,000.00
07/08/2016	83103	COMBS INSURANCE AGENCY, INC.	1799	455,847.33
07/08/2016	83114	RWC INTERNATIONAL	2734	162,770.00
07/08/2016	83116	STANTEC CONSULTING SERVICES IN	2655	16,524.50
07/15/2016	83127	ALASKA COMMUNICATIONS SYSTEM	2779	14,000.00
07/15/2016	83147	E&D WELL DRILLING	312	49,970.00
07/15/2016	83148	ENSTAR NATURAL GAS CO	318	5,120.00
07/15/2016	83152	GMG GENERAL INC	1669	75,264.82
07/15/2016	83166	MATANUSKA ELECTRIC ASSOCIATION	432	45,819.60
07/15/2016	83171	PREMIER JANITORIAL SERVICES	2560	5,865.00
07/15/2016	83176	STATE OF ALASKA SBS	153	92,688.28
07/15/2016	83178	TEAMSTERS LOCAL 959	1987	7,219.38
07/15/2016	83185	WOLVERINE SUPPLY INC	1398	67,940.00
07/22/2016	83186	ALASKA FAMILY SERVICES INC	1743	54,000.00
07/22/2016	83188	ALASKA PREMIER TRAILERS AND EQ	2807	9,995.00
07/22/2016	83202	HDL ENGINEERING CONSULTANTS	367	14,352.51
07/22/2016	83208	LOUNSBURY & ASSOCIATES	444	11,532.50
07/22/2016	83214	MTA COMMUNICATIONS LLC	1292	6,923.11
07/22/2016	83220	TEWS INC	2489	35,202.33
07/22/2016	83224	VISION INTERNET PROVIDERS	2809	6,945.75
07/29/2016	83238	BILL BRODY ARTIST	2722	9,900.00
07/29/2016	83242	CORNERSTONE GENERAL CONTRACTOR	2692	1,105,540.00
07/29/2016	83246	ECI/HYER INC	2488	30,840.16
07/29/2016	83259	LANDYE BENNETT BLUMSTEIN LLP	2717	11,413.62
07/29/2016	83263	MAT SU BOROUGH	438	44,162.26
07/29/2016	83273	RED BOX REFUSE	2473	5,000.21
07/29/2016	83278	TAYLOR FIRE PROTECTION SERVICE	2155	5,025.50
07/29/2016	83279	TEWS INC	2489	5,167.65
07/29/2016	83291	ANCHORAGE TANK II INC	2784	5,850.00
07/11/2016	992180	WELLS FARGO FEDERAL DEPOSIT	51	41,491.31
07/13/2016	992186	IUOE LOCAL 302/612 TRUST FUNDS	2803	77,168.00
07/13/2016	992187	IUOE LOCAL 302/612 TRUST FUNDS	2803	79,924.00
07/13/2016	992188	ALASKA LABORERS TRUST FUNDS	2804	10,200.00
07/14/2016	992189	STATE OF ALASKA PERS	152	81,573.20
07/19/2016	992194	MERITAIN HEALTH	2228	8,929.73
07/20/2016	992195	CHEVRON PRODUCTS COMPANY	274	8,559.74
07/26/2016	992196	STATE OF ALASKA PERS	152	84,164.36
07/26/2016	992198	WELLS FARGO FEDERAL DEPOSIT	51	43,559.24
07/27/2016	992199	STATE OF ALASKA ESC	149	26,251.05
07/27/2016	992200	MERITAIN HEALTH	2228	26,759.38

DATE RANGE TOTAL * 2,854,459.52 *