


	Presented
Date Action Taken:	1/23/17
Other:	
Verified By:	




CITY COUNCIL INFORMATIONAL MEMORANDUM

IM No. 17-02: Monthly financial reports for the period ending October 31, 2016 through December 31, 2016; to include the Month-To-Date Expenditure Report, Disbursements Greater than \$5,000, Investment Report and the Quarterly Report of Businesses Receiving a Penalty Waiver for Sales Tax.

Originator: Troy Tankersley, Finance Director

Date: 1/9/2017

Agenda of: 1/23/2017

Route to:	Department Head	Signature	Date
X	Finance Director		1-9-17
X	Deputy Administrator		1/11/17
X	City Clerk		1/11/17

Reviewed by Mayor Bert L. Cottle:

 01/12/2017

Attachments: See below.

Summary Statement: Attached for your review are the following financial reports for the period ending October 31, 2016 through December 31, 2016:

	Page Number
• Month-To-Date Expenditure Report, Ending December 31, 2016	2
• Expenditures Greater Than \$5,000 (for the period October 1, 2016 through December 31, 2016)	6
• Quarterly Investment Report, Ending December 31, 2016	8
• Quarterly Report Of Businesses That Received A Penalty Waiver For Sales Tax For The Second Calendar Quarter Ending December 31, 2016; Per WMC 5.16.150(B)	9

MONTH TO DATE COUNCIL REPORT (UNAUDITED)
FOR FISCAL YEAR 2017
FOR DECEMBER 2016

50% OF YEAR LAPSED

ACCOUNT DESCRIPTION	ORIGINAL BUDGET	ADJUSTED BUDGET	M-T-D ACTUAL	Y-T-D ACTUAL	CURRENT ENC.	REMAINING BUDGET	PERCENT BUDGET REMAINING
General Fund							
General Government							
* Clerk's Office	407,146	413,146	35,695	166,547	20,393	226,206	55
* Records Management	15,765	15,765	59	1,453	2,250	12,062	77
* Council	179,524	179,524	43,064	85,851	40,597	53,076	30
* Administration	279,348	279,348	20,005	104,903	5,535	168,910	60
* General & Administrative	228,588	231,204	13,701	81,581	17,069	132,554	57
* Human Resources	239,539	239,539	16,356	86,269	8,323	144,947	61
* Planning	304,673	304,673	19,431	107,097	13,009	184,567	61
* Finance	1,268,198	1,268,198	91,859	467,558	37,048	763,592	60
* MIS	334,749	334,749	14,402	130,643	87,644	116,462	35
** General Government	3,257,530	3,266,146	254,572	1,231,902	231,868	1,802,376	55
Public Safety							
* Administration	656,138	656,138	46,458	246,266	67,735	342,137	52
* General Investigation	510,771	510,771	37,209	212,964	196	297,611	58
* Police-Patrol	3,333,057	3,333,057	207,452	1,340,825	11,151	1,981,081	59
* Mat Su SRO	155,102	155,102	8,499	61,810	0	93,292	60
* Dispatch Center	2,475,823	2,475,823	177,335	993,759	1,936	1,480,128	60
* Code Compliance	179,153	179,153	10,940	81,176	11,400	86,577	48
** Public Safety	7,310,044	7,310,044	487,893	2,936,800	92,418	4,280,826	59
Public Works							
* Administration	517,042	517,042	31,512	171,721	1,400	343,921	67
* Roads	1,247,923	1,247,923	69,154	507,925	107,002	632,996	51
* Property Maintenance	615,111	615,111	42,539	215,802	37,409	361,900	59
* Meta Rose Square	111,530	111,530	6,450	52,575	16,595	42,360	38
** Public Works	2,491,606	2,491,606	149,655	948,023	162,406	1,381,177	55
Cultural & Recreation Svr							
* Museum	211,335	211,335	16,366	88,898	6,268	116,169	55
* Parks Maintenance	710,885	710,885	29,098	342,529	5,723	362,633	51
* Library	1,289,085	1,289,085	80,581	442,433	28,518	818,134	63
* Recreation Services	88,720	88,720	10,390	39,528	0	49,192	55
** Cultural & Recreation Svr	2,300,025	2,300,025	136,435	913,388	40,509	1,346,128	59
Debt Service							
* 2007(1998) GO Bond - Road	421,682	421,682	401,273	401,273	0	20,409	5
** Debt Service	421,682	421,682	401,273	401,273	0	20,409	5
Non-Departmental							
* Non-Departmental	2,186,260	2,224,260	0	2,172,903	0	51,357	2
** Non-Departmental	2,186,260	2,224,260	0	2,172,903	0	51,357	2
* General Fund	17,967,147	18,013,763	1,429,828	8,604,289	527,201	8,882,273	49

MONTH TO DATE COUNCIL REPORT (UNAUDITED)
FOR FISCAL YEAR 2017
FOR DECEMBER 2016

50% OF YEAR LAPSED

ACCOUNT DESCRIPTION	ORIGINAL BUDGET	ADJUSTED BUDGET	M-T-D ACTUAL	Y-T-D ACTUAL	CURRENT ENC.	REMAINING BUDGET	PERCENT BUDGET REMAINING
CIP Fund							
General Government							
* Gen Gov't Construction	139,500	328,110	13,897	13,897	23,660	290,553	89
** General Government	139,500	328,110	13,897	13,897	23,660	290,553	89
Public Safety							
* Administration	111,500	437,484	0	100,328	200,656	136,500	31
** Public Safety	111,500	437,484	0	100,328	200,656	136,500	31
Public Works							
* Roads	250,000	350,000	0	0	346,649	3,351	1
* Property Maintenance	100,000	246,087	3,559	56,746	13,660	175,681	71
* Planning	0	6,000	0	0	0	6,000	100
** Public Works	350,000	602,087	3,559	56,746	360,309	185,032	31
Cultural & Recreation Svr							
* Museum	100,000	122,209	0	4,914	0	117,295	96
* Parks Maintenance	100,000	250,496	924	127,230	27,351	95,915	38
* Library	0	3,346,798	290,680	1,641,838	321,555	1,383,405	41
** Cultural & Recreation Svr	200,000	3,719,503	291,604	1,773,982	348,906	1,596,615	43
Non-Departmental							
* Non-Departmental	0	6,000	0	6,000	0	0	0
** Non-Departmental	0	6,000	0	6,000	0	0	0
*** CIP Fund	801,000	5,093,184	309,060	1,950,953	933,531	2,208,700	43
Vehicle Replacement Fund							
Public Safety							
* Police-Patrol	150,000	150,000	0	375	0	149,625	100
** Public Safety	150,000	150,000	0	375	0	149,625	100
Public Works							
* Administration	85,000	85,000	0	0	29,670	55,330	65
** Public Works	85,000	85,000	0	0	29,670	55,330	65
*** Vehicle Replacement Fund	235,000	235,000	0	375	29,670	204,955	87
Right of Way Fund							
Public Works							
* Roads	0	31,173	0	0	0	31,173	100
** Public Works	0	31,173	0	0	0	31,173	100
* Right of Way Fund	0	31,173	0	0	0	31,173	100

MONTH TO DATE COUNCIL REPORT (UNAUDITED)
FOR FISCAL YEAR 2017
FOR DECEMBER 2016

50% OF YEAR LAPSED

ACCOUNT DESCRIPTION	ORIGINAL BUDGET	ADJUSTED BUDGET	M-T-D ACTUAL	Y-T-D ACTUAL	CURRENT ENC.	REMAINING BUDGET	PERCENT BUDGET REMAINING
Road							
Public Works							
* Roads	200,000	877,868	29,434	187,956	475,281	214,631	24
** Public Works	200,000	877,868	29,434	187,956	475,281	214,631	24
*** Road	200,000	877,868	29,434	187,956	475,281	214,631	24
Technology Replacement Fu							
General Government							
* MIS	63,000	63,000	10,311	10,758	24,237	28,005	44
** General Government	63,000	63,000	10,311	10,758	24,237	28,005	44
*** Technology Replacement Fu	63,000	63,000	10,311	10,758	24,237	28,005	44
Youth Court							
Public Safety							
* Youth Court	178,723	178,723	13,460	70,867	347	107,509	60
** Public Safety	178,723	178,723	13,460	70,867	347	107,509	60
*** Youth Court	178,723	178,723	13,460	70,867	347	107,509	60
Sewer Fund							
Public Works							
* Sewer - General Admin	219,264	219,264	18,978	91,022	3,897	124,345	57
* Sewer - Cust Accting Svcs	89,940	89,940	5,337	34,515	8,400	47,025	52
* Sewer - O&M Treatment	447,066	447,066	28,310	144,594	5,113	297,359	67
* Collection System O & M	278,047	278,047	21,340	116,044	0	162,003	58
* Sewer Construction	25,000	3,220,874	0	204,645	215,809	2,800,420	87
* NonDepartmental	16,250	16,250	0	16,250	0	0	0
** Public Works	1,075,567	4,271,441	73,965	607,070	233,219	3,431,152	80
*** Sewer Fund	1,075,567	4,271,441	73,965	607,070	233,219	3,431,152	80
Water Utility Fund							
Public Works							
* Water - General Admin	212,363	212,363	18,968	87,956	7,758	116,649	55
* Water - Cust Accting Svcs	90,340	90,340	5,448	35,002	8,400	46,938	52
* Water - Treatment Plant	470,842	470,842	19,719	101,535	22,168	347,139	74
* Water - Distribution	253,338	253,338	14,152	89,308	0	164,030	65
* Water - Non-Operating	450,277	450,277	264,972	264,972	0	185,305	41
* Water Construction	0	857,595	1,960	60,027	82,356	715,212	83
* NonDepartmental	14,250	14,250	0	14,250	0	0	0

MONTH TO DATE COUNCIL REPORT (UNAUDITED)
FOR FISCAL YEAR 2017
FOR DECEMBER 2016

50% OF YEAR LAPSED

ACCOUNT DESCRIPTION	ORIGINAL BUDGET	ADJUSTED BUDGET	M-T-D ACTUAL	Y-T-D ACTUAL	CURRENT ENC.	REMAINING BUDGET	PERCENT BUDGET REMAINING
** Public Works	1,491,410	2,349,005	325,219	653,050	120,682	1,575,273	67
*** Water Utility Fund	1,491,410	2,349,005	325,219	653,050	120,682	1,575,273	67
Airport Fund							
Public Works							
* Airport	214,081	214,081	9,116	62,384	18,079	133,618	62
* Airport Construction	200,000	313,054	9,640	55,126	98,873	159,055	51
** Public Works	414,081	527,135	18,756	117,510	116,952	292,673	56
*** Airport Fund	414,081	527,135	18,756	117,510	116,952	292,673	56
C. Menard Sports Center							
Cultural & Recreation Svr							
* CMMSC - Operations	1,237,288	1,237,288	92,149	459,951	28,969	748,368	60
* CMMSC Construction	45,000	51,426	3,879	27,644	3,892	19,890	39
** Cultural & Recreation Svr	1,282,288	1,288,714	96,028	487,595	32,861	768,258	60
*** C. Menard Sports Center	1,282,288	1,288,714	96,028	487,595	32,861	768,258	60
Cemetery Fund							
Cultural & Recreation Svr							
* Cemetery	0	6,400	6,400	6,400	0	0	0
** Cultural & Recreation Svr	0	6,400	6,400	6,400	0	0	0
*** Cemetery Fund	0	6,400	6,400	6,400	0	0	0
	23,708,216	32,935,406	2,312,461	12,696,823	2,493,981	17,744,602	54

CHECK DATE	CHECK NUMBER	VENDOR NAME	VENDOR #	CHECK AMOUNT
10/07/2016	83725	ALASKA COMMUNICATIONS SYSTEM	2779	6,350.00
10/07/2016	83734	BIBLIOTHECA + 3M LLC	2782	6,880.00
10/07/2016	83743	FERGUSON ENTERPRISES INC #301	330	9,981.58
10/07/2016	83760	MATANUSKA TELEPHONE ASSOCIATIO	23	9,947.89
10/07/2016	83765	QUALITY SAND & GRAVEL LLC	85	23,890.80
10/07/2016	83775	STATE OF ALASKA SBS	153	114,500.02
10/07/2016	83777	TEAMSTERS LOCAL 959	1987	7,620.48
10/07/2016	83778	TEWS INC	2489	17,853.90
10/07/2016	83787	YUKON EQUIPMENT INC	264	73,987.00
10/14/2016	83798	BADGER METER INC	529	8,880.65
10/14/2016	83808	GREATER WASILLA CHAMBER OF COM	356	5,000.00
10/14/2016	83810	HDL ENGINEERING CONSULTANTS	367	5,742.50
10/14/2016	83818	MATANUSKA ELECTRIC ASSOCIATION	432	60,538.54
10/14/2016	83834	TEWS INC	2489	15,057.25
10/21/2016	83840	AAK BUSINESS ENVIRONMENTS	688	70,396.12
10/21/2016	83842	ALASKA COMMUNICATIONS SYSTEM	2779	17,118.83
10/21/2016	83855	BERING MARINE CORPORATION	652	29,860.79
10/21/2016	83875	HDL ENGINEERING CONSULTANTS	367	15,037.50
10/21/2016	83902	SPENARD BUILDERS SUPPLY INC	122	6,791.94
10/21/2016	83903	STANTEC CONSULTING SERVICES IN	2655	5,452.86
10/28/2016	83934	ENSTAR NATURAL GAS CO	318	8,591.87
10/28/2016	83942	MT MCKINLEY FENCE COMPANY	2480	5,969.00
10/28/2016	83948	TEWS INC	2489	26,553.83
11/04/2016	83975	DANA INVESTMENT ADVISORS INC	2374	7,350.36
11/04/2016	83998	K & H CIVIL CONSTRUCTORS LLC	2821	9,998.00
11/04/2016	84010	MATANUSKA TELEPHONE ASSOCIATIO	23	10,112.91
11/04/2016	84016	NC MACHINERY CO	43	8,111.46
11/04/2016	84031	STATE OF ALASKA SBS	153	77,357.66
11/04/2016	84032	TEAMSTERS LOCAL 959	1987	6,756.38
11/04/2016	84038	VINITA NORMAN	9000002	6,400.00
11/10/2016	84056	CORNERSTONE GENERAL CONTRACTOR	2692	247,308.00
11/10/2016	84057	ECI/HYER INC	2488	16,945.96
11/10/2016	84058	EQUIPMENT SOURCE INC	2824	13,962.49
11/10/2016	84061	ICOMPASS TECHNOLOGIES INC	2829	6,000.00
11/10/2016	84063	TANANA VALLEY TELEVISION CO	2776	6,000.00
11/10/2016	84070	PREMIER JANITORIAL SERVICES	2560	7,755.00
11/10/2016	84075	TEWS INC	2489	27,744.29
11/18/2016	84095	BDO	2720	52,000.00
11/18/2016	84106	DELL SOFTWARE INC	2553	10,311.18
11/18/2016	84128	MATANUSKA ELECTRIC ASSOCIATION	432	59,424.83
11/18/2016	84140	SUNGARD PUBLIC SECTOR INC	377	10,680.00
11/18/2016	84141	TAYLOR FIRE PROTECTION SERVICE	2155	5,030.00
11/23/2016	84152	AIR LIQUIDE AMERICA LP	2140	5,453.11
11/23/2016	84153	ALASKA COMMUNICATIONS SYSTEM	2779	7,875.00
11/23/2016	84163	ENSTAR NATURAL GAS CO	318	14,189.93
11/23/2016	84171	MTA COMMUNICATIONS LLC	1292	8,332.81
11/23/2016	84172	NORTHERN SECURITY SUPPLY INC	61	6,576.58
11/23/2016	84199	HDL ENGINEERING CONSULTANTS	367	11,925.85
11/23/2016	84226	MATANUSKA TELEPHONE ASSOCIATIO	23	10,194.84
11/23/2016	84241	CDW GOVERNMENT LLC	766	6,698.09
12/09/2016	84263	PREMIER JANITORIAL SERVICES	2560	7,755.00

Page 1 of 1
 11/23/2016
 11:02:54 AM
 11/23/2016

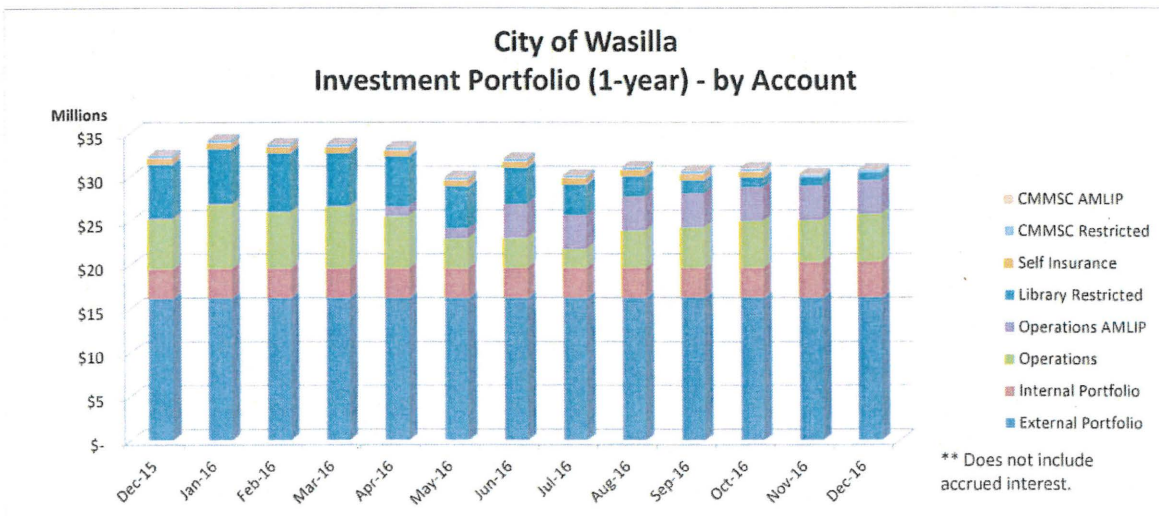
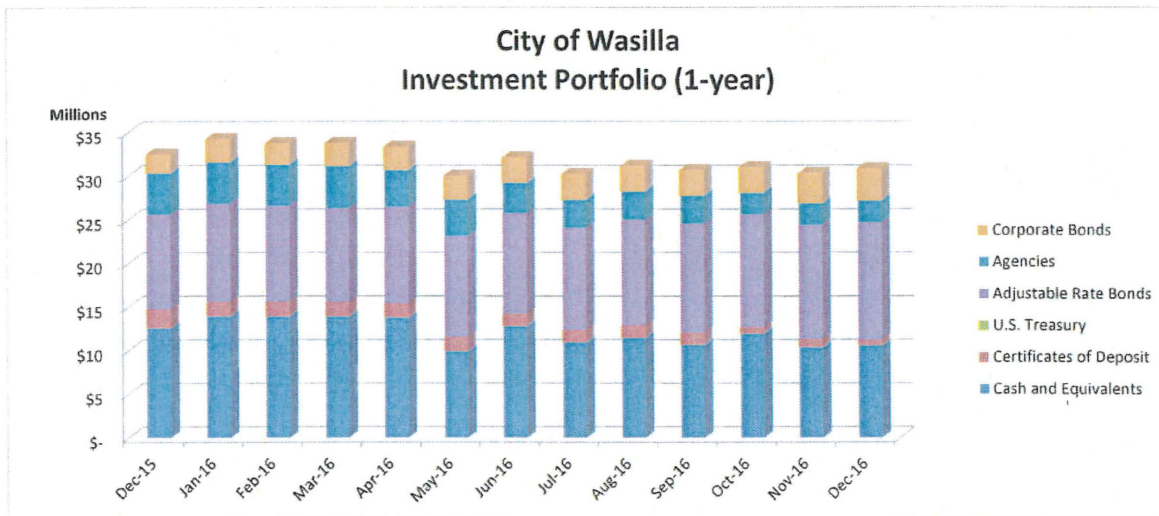
CHECK DATE	CHECK NUMBER	VENDOR NAME	VENDOR #	CHECK AMOUNT
12/09/2016	84273	TEWS INC	2489	28,162.45
12/16/2016	84282	ALASKA COMMUNICATIONS SYSTEM	2779	146,229.99
12/16/2016	84284	ALASKA RAILROAD CORP	21	7,660.88
12/16/2016	84298	ECI/HYER INC	2488	7,462.00
12/16/2016	84313	MATANUSKA ELECTRIC ASSOCIATION	432	67,114.98
12/16/2016	84326	STATE OF ALASKA SBS	153	74,040.56
12/16/2016	84327	SUNGARD PUBLIC SECTOR INC	377	14,260.00
12/16/2016	84329	TEAMSTERS LOCAL 959	1987	6,674.66
12/16/2016	84330	TEWS INC	2489	14,062.47
12/23/2016	84342	BDO	2720	9,445.00
12/23/2016	84348	ENSTAR NATURAL GAS CO	318	20,661.91
12/23/2016	84355	HDL ENGINEERING CONSULTANTS	367	6,463.98
12/30/2016	84377	AIRPORT EQUIPMENT RENTALS INC	2814	250,380.00
12/30/2016	84394	CDW GOVERNMENT LLC	766	17,796.13
12/30/2016	84426	SUNGARD PUBLIC SECTOR INC	377	64,641.07
10/03/2016	992254	ALASKA LABORERS TRUST FUNDS	2804	5,100.00
10/03/2016	992255	ALASKA TEAMSTERS	2802	91,045.24
10/03/2016	992256	IUOE LOCAL 302/612 TRUST FUNDS	2803	81,302.00
10/03/2016	992257	WELLS FARGO FEDERAL DEPOSIT	51	43,374.24
10/05/2016	992261	STATE OF ALASKA PERS	152	84,819.03
10/17/2016	992270	WELLS FARGO FEDERAL DEPOSIT	51	42,791.03
10/17/2016	992272	STATE OF ALASKA PERS	152	85,113.47
10/24/2016	992275	CHEVRON PRODUCTS COMPANY	274	8,398.54
11/01/2016	992281	STATE OF ALASKA ESC	149	16,025.58
10/31/2016	992282	WELLS FARGO FEDERAL DEPOSIT	51	43,505.09
11/03/2016	992284	STATE OF ALASKA PERS	152	87,415.01
10/31/2016	992285	POSTAGE ON CALL	789	5,000.00
11/07/2016	992288	IUOE LOCAL 302/612 TRUST FUNDS	2803	81,302.00
11/07/2016	992289	ALASKA TEAMSTERS	2802	84,041.76
11/07/2016	992291	ALASKA LABORERS TRUST FUNDS	2804	5,100.00
11/14/2016	992293	WELLS FARGO FEDERAL DEPOSIT	51	43,909.05
11/15/2016	992296	STATE OF ALASKA - DEC	595	264,972.04
11/18/2016	992299	STATE OF ALASKA PERS	152	88,114.83
11/21/2016	992301	CHEVRON PRODUCTS COMPANY	274	9,527.63
11/23/2016	992303	BANK OF NEW YORK MELLON TRUST	1536	384,375.00
11/23/2016	992304	BANK OF NEW YORK MELLON TRUST	1536	16,897.78
11/25/2016	992305	WELLS FARGO FEDERAL DEPOSIT	51	43,206.01
11/30/2016	992308	STATE OF ALASKA PERS	152	87,413.07
12/14/2016	992316	ALASKA LABORERS TRUST FUNDS	2804	6,375.00
12/14/2016	992317	IUOE LOCAL 302/612 TRUST FUNDS	2803	81,302.00
12/14/2016	992318	ALASKA TEAMSTERS	2802	92,897.63
12/12/2016	992321	WELLS FARGO FEDERAL DEPOSIT	51	44,347.46
12/15/2016	992322	STATE OF ALASKA PERS	152	88,834.16
12/22/2016	992325	CHEVRON PRODUCTS COMPANY	274	8,273.02
12/27/2016	992326	WELLS FARGO FEDERAL DEPOSIT	51	42,399.75
12/27/2016	992331	STATE OF ALASKA PERS	152	86,415.70

DATE RANGE TOTAL *

4,108,902.28 *

SUMMARY:	Total Cost	Market Value	% Allocation
Cash and Equivalents	10,529,523	10,529,558	34.10%
Certificates of Deposit	700,000	701,301	2.27%
U.S. Treasury	-	-	0.00%
Adjustable Rate Bonds	13,269,671	13,454,604	43.57%
Agencies	2,489,448	2,483,828	8.04%
Corporate Bonds	3,710,791	3,713,372	12.02%
	30,699,432	30,882,662	100.00%

SUMMARY:	Q1	Q2	Total
Investment earnings	88,958.25	111,805.94	200,764.19
Market value adjustments	(54,709.82)	(110,118.06)	(164,827.88)
Net revenue (loss):	34,248.43	1,687.88	35,936.31



** Does not include accrued interest.



CITY OF WASILLA

Finance Department
 290 East Herning Avenue
 Wasilla, Alaska 99654 7091
 Phone (907) 373-9080 Fax (907) 373-9085

WASILLA CITY COUNCIL INFORMATION MEMORANDUM IM No. 17-02

TITLE: Quarterly report of businesses that received a penalty waiver for the fourth quarter ending December 31, 2016 per WMC 5.16.150 B¹

Business Name	Owner Name	Address	City, State, Zip	Waiver Period	Amount of Penalty	Date of Waiver	Approved by:
CAC Plastics LLC	Donna Aber & Steven Apling	2600 E Broadview Ave	Wasilla, AK 99654	July 2016	23.02	10/5/2016	Troy Tankersley
Artic Ink	Daniel L. Paul	490 E Railroad Ave #1A	Wasilla, AK 99654	June 2016	\$250.00	10/11/2016	Troy Tankersley
Spur's Bar & Gill LLC	Linda and John Denny	PO box 877036	Wasilla, AK 99687	June 2016	\$250.18	11/10/2016	Troy Tankersley
Head to Toe by Candy	Candy Weiman	PO Box 875266	Wasilla, AK 99687	July 2016	\$250.00	11/15/2016	Troy Tankersley
Envy Salon Studio	Jill Anderson	PO Box 521243	Big Lake, AK 99652	July 2016	\$265.30	11/18/2016	Troy Tankersley
Lulu's Garden	Elwin York	17732 E Castle Rock Ln	Sutton, AK 99674	June 2016	\$250.00	12/06/2016	Troy Tankersley
AK Polished Spa Salon	Loretta Overway	613 S Knik-Goose Bay Rd Unit 14	Wasilla, AK 99654	July 2016	\$266.63	12/13/2016	Troy Tankersley

¹The finance director may waive the penalty on an account when; a written application by the seller is made within 45 business days of the penalty assessment; the account is in good standing; and the account has not received a penalty waiver within the last 24 month period. All waivers granted shall be reported to council at least once each calendar quarter.