

Date Presented to Council: January 24, 2022
 Verified By: [Signature]
 Clerk's Note: NA

**City of Wasilla
 Informational Memorandum No. 22-01**

Monthly financial Reports For The Period Ending December 31, 2021; To Include The Month-To-Date Expenditure Report; Disbursements Greater Than \$10,000; Investment Report; And Quarterly Report Of Businesses Receiving a Penalty Waiver For Sales Tax.

Originator: Troy Tankersley, Finance Director
 Date: 1/12/2022

Agenda of: 1/24/2022

Route to:	Department Head	Signature	Date
X	Finance Director	[Signature]	1-12-22
X	Deputy Administrator	[Signature]	1/12/22
X	City Clerk	[Signature]	1/12/2022
X	Mayor	[Signature]	1-12-22

Attachments: See below.

Summary Statement: Attached for your review are the following financial reports for the period ending December 31, 2021:

	Page Number
• Month-To-Date Expenditure Report (Unaudited), Ending December 31, 2021	2
• Expenditures Greater Than \$10,000 (for the period, December 1, 2021 through December 31, 2021)	6
• Quarterly Investment Report, Ending December 31, 2021	7
• Quarterly Report of Businesses That Received a Penalty Waiver for Sales Tax for the Second Fiscal Quarter Ending December 31, 2021; Per WMC 5.16.150(B)	9

MONTH TO DATE COUNCIL REPORT (UNAUDITED)
FOR FISCAL YEAR 2022
FOR DECEMBER 2021

50% OF YEAR LAPSED

ACCOUNT DESCRIPTION	ORIGINAL BUDGET	ADJUSTED BUDGET	M-T-D ACTUAL	Y-T-D ACTUAL	CURRENT ENC.	REMAINING BUDGET	PERCENT BUDGET REMAINING
General Fund							
General Government							
* Clerk's Office	503,021	503,021	46,867	249,642	16,999	236,380	47
* Records Management	14,425	14,425	0	4,215	1,500	8,710	60
* Council	206,473	206,473	7,160	108,965	26,025	71,483	35
* Administration	328,998	328,998	30,799	171,844	4,500	152,654	46
* General & Administrative	268,106	268,106	17,015	98,616	7,530	161,960	60
* Human Resources	236,495	236,495	20,189	113,353	3,586	117,556	50
* Planning	343,521	343,521	21,796	167,043	10,844	165,634	48
* Code Compliance	215,424	215,424	14,721	105,657	16,443	93,324	43
* Finance	1,558,510	1,558,510	134,693	718,464	52,864	787,182	51
* MIS	684,137	684,137	61,814	318,395	6,596	359,146	53
** General Government	4,359,110	4,359,110	355,054	2,058,194	146,887	2,154,029	49
Public Safety							
* Administration	874,438	899,438	65,577	248,069	27,865	623,504	69
* MultiTask Drug Enforcemnt	202,097	202,097	0	15,581	0	186,516	92
* General Investigation	600,129	600,129	52,913	140,513	0	459,616	77
* Police-Patrol	4,094,782	4,096,132	347,839	1,126,556	52,837	2,916,739	71
* Mat Su SRO	506,965	506,965	43,846	255,245	0	251,720	50
* Dispatch Center	5,094,718	5,098,918	365,058	1,165,579	163,256	3,770,083	74
* WPD Garage	149,629	149,629	0	3,162	0	146,467	98
* Code Compliance	0	0	1,924	0	0	0	0
** Public Safety	11,522,758	11,553,308	873,309	2,954,705	243,958	8,354,645	72
Public Works							
* Administration	454,445	454,445	58,325	218,375	5,651	230,419	51
* Roads	1,431,812	1,431,812	76,340	674,373	236,246	521,193	36
* Property Maintenance	645,025	647,255	37,143	307,306	33,292	306,857	47
** Public Works	2,531,282	2,533,512	171,808	1,200,054	275,189	1,058,269	42
Cultural & Recreation Svr							
* Museum	356,719	356,719	30,506	166,541	2,466	187,712	53
* Parks Maintenance	800,911	800,911	38,708	378,900	18,005	404,006	50
* Library	1,443,535	1,449,535	107,327	669,726	101,630	678,179	47
* Recreation Services	112,360	127,846	17,605	74,413	16,980	36,453	29
** Cultural & Recreation Svr	2,713,525	2,735,011	194,146	1,289,580	139,081	1,306,350	48
Non-Departmental							
* Non-Departmental	3,547,466	3,674,666	0	3,505,869	0	168,797	5
** Non-Departmental	3,547,466	3,674,666	0	3,505,869	0	168,797	5
*** General Fund	24,674,141	24,855,607	1,594,317	11,008,402	805,115	13,042,090	52
CIP Fund							
General Government							

MONTH TO DATE COUNCIL REPORT (UNAUDITED)
FOR FISCAL YEAR 2022
FOR DECEMBER 2021

50% OF YEAR LAPSED

ACCOUNT DESCRIPTION	ORIGINAL BUDGET	ADJUSTED BUDGET	M-T-D ACTUAL	Y-T-D ACTUAL	CURRENT ENC.	REMAINING BUDGET	PERCENT BUDGET REMAINING
* General Government	115,000	5,790,420	2,214,122	4,837,729	248,558	704,133	12
** General Government	115,000	5,790,420	2,214,122	4,837,729	248,558	704,133	12
Public Safety							
* Administration	70,000	2,670,741	66,939	118,764	449,363	2,102,614	79
** Public Safety	70,000	2,670,741	66,939	118,764	449,363	2,102,614	79
Public Works							
* Roads	385,000	385,000	0	0	325,747	59,253	15
* Property Maintenance	477,000	959,213	798-	229,426	549,311	180,476	19
** Public Works	862,000	1,344,213	798-	229,426	875,058	239,729	18
Cultural & Recreation Svr							
* Museum	75,000	75,000	941-	3,570	0	71,430	95
* Parks Maintenance	144,000	264,979	6,694	67,676	75,104	122,199	46
* Library	0	18,741	0	18,741	0	0	0
** Cultural & Recreation Svr	219,000	358,720	5,753	89,987	75,104	193,629	54
*** CIP Fund	1,266,000	10,164,094	2,286,016	5,275,906	1,648,083	3,240,105	32
Vehicle Replacement Fund							
General Government							
* Administration	40,000	40,000	0	0	0	40,000	100
* Code Compliance	35,000	35,000	0	32,730	2,270	0	0
** General Government	75,000	75,000	0	32,730	2,270	40,000	53
Public Safety							
* Police-Patrol	400,000	795,645	105,155	343,658	241,287	210,700	26
** Public Safety	400,000	795,645	105,155	343,658	241,287	210,700	26
Public Works							
* Administration	150,000	150,000	0	14,115	4,590	131,295	88
** Public Works	150,000	150,000	0	14,115	4,590	131,295	88
*** Vehicle Replacement Fund	623,000	1,020,645	105,155	390,503	248,147	381,995	37
Right of Way Fund							
Public Works							
* Roads	25,000	43,519	0	3,000	0	40,519	93
** Public Works	25,000	43,519	0	3,000	0	40,519	93
*** Right of Way Fund	25,000	43,519	0	3,000	0	40,519	93

Road

MONTH TO DATE COUNCIL REPORT (UNAUDITED)
FOR FISCAL YEAR 2022
FOR DECEMBER 2021

50% OF YEAR LAPSED

ACCOUNT DESCRIPTION	ORIGINAL BUDGET	ADJUSTED BUDGET	M-T-D ACTUAL	Y-T-D ACTUAL	CURRENT ENC.	REMAINING BUDGET	PERCENT BUDGET REMAINING
Public Works							
* Roads	1,060,000	1,638,831	0	1,053,873	325,970	258,988	16
** Public Works	1,060,000	1,638,831	0	1,053,873	325,970	258,988	16
*** Road	1,060,000	1,638,831	0	1,053,873	325,970	258,988	16
Technology Replacement Fu							
General Government							
* MIS	119,000	121,267	0	11,483	14,357	95,427	79
** General Government	119,000	121,267	0	11,483	14,357	95,427	79
*** Technology Replacement Fu	119,000	121,267	0	11,483	14,357	95,427	79
Youth Court							
Public Safety							
* Youth Court	86,887	87,707	11,135	45,795	0	41,912	48
** Public Safety	86,887	87,707	11,135	45,795	0	41,912	48
*** Youth Court	86,887	87,707	11,135	45,795	0	41,912	48
Sewer Fund							
Public Works							
* Sewer - General Admin	267,595	267,595	24,009	145,530	2,553	119,512	45
* Sewer - Cust Accting Svcs	116,364	116,364	6,761	57,679	0	58,685	50
* Sewer - O&M Treatment	484,245	484,245	27,192	216,652	7,097	260,496	54
* Collection System O & M	336,098	336,098	27,095	149,839	0	186,259	55
* Sewer Construction	465,000	1,738,529	18,563	157,808	544,093	1,036,628	60
* NonDepartmental	32,100	32,100	0	32,100	0	0	0
** Public Works	1,701,402	2,974,931	103,620	759,608	553,743	1,661,580	56
*** Sewer Fund	1,701,402	2,974,931	103,620	759,608	553,743	1,661,580	56
Water Utility Fund							
Public Works							
* Water - General Admin	265,677	265,677	23,927	146,783	1,381	117,513	44
* Water - Cust Accting Svcs	120,164	120,164	6,761	59,506	0	60,658	50
* Water - Treatment Plant	392,196	392,196	13,368	158,196	9,230	224,770	57
* Water - Distribution	323,610	323,610	27,766	149,078	1,920	172,612	53
* Water - Non-Operating	503,796	503,796	0	501,802	0	1,994	0
* Water Construction	705,000	3,554,302	10,425	363,431	465,904	2,724,967	77
* NonDepartmental	34,400	34,400	0	34,400	0	0	0
** Public Works	2,344,843	5,194,145	82,247	1,413,196	478,435	3,302,514	64

MONTH TO DATE COUNCIL REPORT (UNAUDITED)
FOR FISCAL YEAR 2022
FOR DECEMBER 2021

50% OF YEAR LAPSED

ACCOUNT DESCRIPTION	ORIGINAL BUDGET	ADJUSTED BUDGET	M-T-D ACTUAL	Y-T-D ACTUAL	CURRENT ENC.	REMAINING BUDGET	PERCENT BUDGET REMAINING
*** Water Utility Fund	2,344,843	5,194,145	82,247	1,413,196	478,435	3,302,514	64
Airport Fund							
Public Works							
* Airport	264,062	269,847	15,387	143,335	35,030	91,482	34
* Airport Construction	250,000	695,027	529	166,268	214,906	313,853	45
** Public Works	514,062	964,874	15,916	309,603	249,936	405,335	42
*** Airport Fund	514,062	964,874	15,916	309,603	249,936	405,335	42
C. Menard Sports Center							
Cultural & Recreation Svr							
* CMMSC - Operations	1,419,569	1,419,569	78,411	652,203	46,934	720,432	51
* CMMSC Construction	295,000	307,245	0	4,268	26,163	276,794	90
** Cultural & Recreation Svr	1,714,569	1,726,814	78,411	656,491	73,097	997,226	58
*** C. Menard Sports Center	1,714,569	1,726,814	78,411	656,491	73,097	997,226	58
Cemetery Fund							
Cultural & Recreation Svr							
* Cemetery	3,100	3,100	0	100	0	3,000	97
** Cultural & Recreation Svr	3,100	3,100	0	100	0	3,000	97
*** Cemetery Fund	3,100	3,100	0	100	0	3,000	97
	34,134,004	48,795,534	4,276,817	20,927,960	4,396,883	23,470,691	48

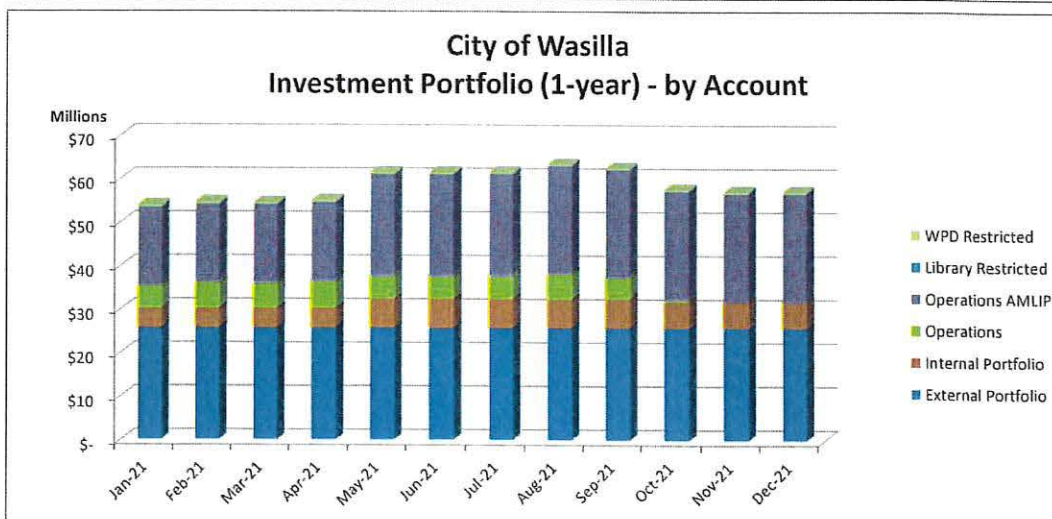
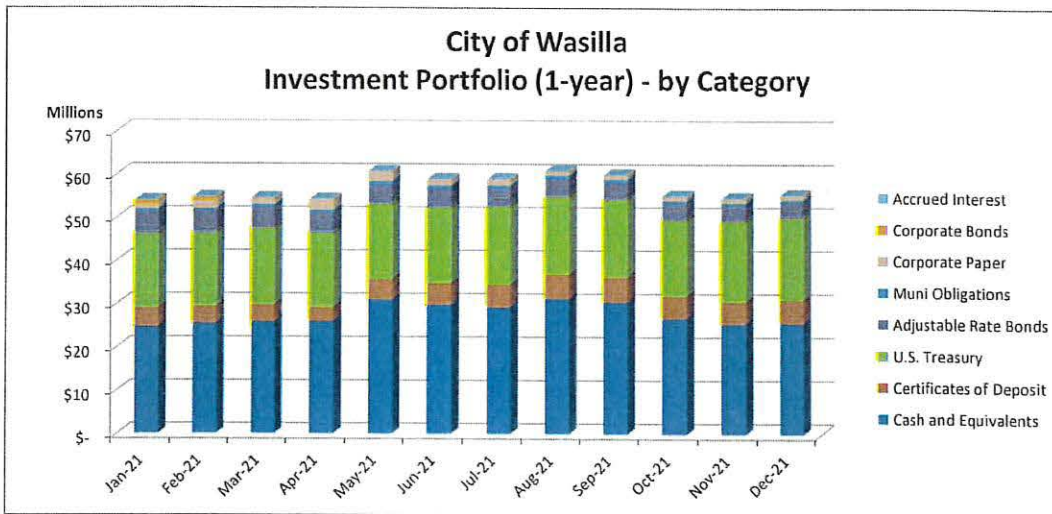
CHECK DATE	CHECK NUMBER	VENDOR NAME	VENDOR #	CHECK AMOUNT
12/03/2021	97988	MATANUSKA TELECOM ASSOCIATION	23	16,805.90
12/10/2021	98002	ALASKA SALES & SERVICE	1458	78,680.00
12/10/2021	98011	CENTRALSQUARE TECHNOLOGIES,LLC	3362	11,910.27
12/10/2021	98015	CRW ENGINEERING GROUP LLC	2961	26,959.50
12/10/2021	98033	MATANUSKA ELECTRIC ASSOCIATION	432	79,951.88
12/10/2021	98034	MUNIREVS, INC	3329	10,125.00
12/10/2021	98038	ONLINE SOLUTIONS LLC	3432	29,000.00
12/10/2021	98054	LITHEIA CHRYSLER JEEP DODGE RAM	3435	48,305.00
12/17/2021	98059	BDO USA LLP	2720	17,750.00
12/17/2021	98063	COMTECH SOLACOM TECHNOLOGIES I	3372	10,672.00
12/17/2021	98093	WEX BANK	3418	10,916.05
12/23/2021	98110	ENSTAR NATURAL GAS CO	318	24,847.89
12/23/2021	98134	STANTEC CONSULTING SERVICES IN	2655	64,105.25
12/23/2021	98138	SUPERION LLC	2910	77,661.13
12/23/2021	98144	URGENT CARE AT LAKE LUCILLE	1857	48,000.00
12/30/2021	98146	ALASKA COMMUNICATIONS SERVICES	2779	40,821.22
12/30/2021	98155	AURORA PYROTECHNICS	2337	12,500.00
12/30/2021	98162	CDW GOVERNMENT LLC	766	63,766.33
12/30/2021	98163	COMTECH SOLACOM TECHNOLOGIES I	3372	10,672.00
12/30/2021	98189	ALASKA SAFETY INC	1142	47,519.00
12/30/2021	98203	MATANUSKA TELECOM ASSOCIATION	23	16,562.80
12/06/2021	993599	THREAD	3434	750,000.00
12/02/2021	993600	WASILLA AREA SENIORS INC	245	242,108.00
12/08/2021	993604	WELLS FARGO FEDERAL DEPOSIT	51	47,482.43
12/13/2021	993607	IUOE LOCAL 302/612 TRUST FUNDS	2803	91,250.00
12/13/2021	993608	STATE OF ALASKA SBS	153	47,350.92
12/13/2021	993609	STATE OF ALASKA PERS	152	114,500.91
12/16/2021	993612	BOSTON BIOPHARMA INC	3436	595,404.00
12/20/2021	993613	WELLS FARGO FEDERAL DEPOSIT	51	64,595.48
12/22/2021	993615	STATE OF ALASKA SBS	153	50,054.24
12/22/2021	993616	STATE OF ALASKA PERS	152	111,623.02
12/22/2021	993617	BOSTON BIOPHARMA INC	3436	569,420.00
12/14/2021	996310	IUOE LOCAL 302/612 TRUST FUNDS	2803	109,655.00

DATE RANGE TOTAL * 3,540,975.22 *

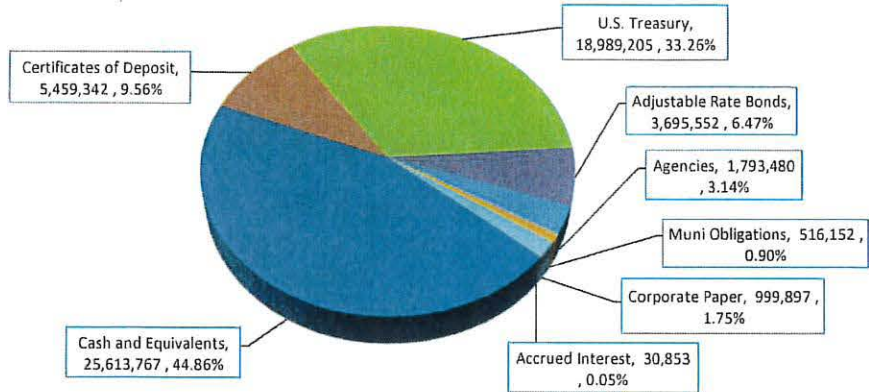
SUMMARY:	Total	Market	%
	Cost	Value	Allocation
Cash and Equivalents	25,613,767	25,613,767	44.86%
Certificates of Deposit	5,466,495	5,459,342	9.56%
U.S. Treasury	19,135,571	18,989,205	33.26%
Adjustable Rate Bonds	3,710,942	3,695,552	6.47%
Agencies	1,800,000	1,793,480	3.14%
Muni Obligations	522,054	516,152	0.90%
Corporate Paper	999,023	999,897	1.75%
Accrued Interest	-	30,853	0.05%
	57,247,852	57,098,248	100.00%

SUMMARY:	Q1	Q2	Q3	Q4	Total
Investment earnings	55,219.57	39,577.03	-	-	94,796.60
Market value adjustments	(29,564.76)	(165,298.11)	-	-	(194,862.87)
Net revenue (loss)*:	25,654.81	(125,721.08)	-	-	(100,066.27)

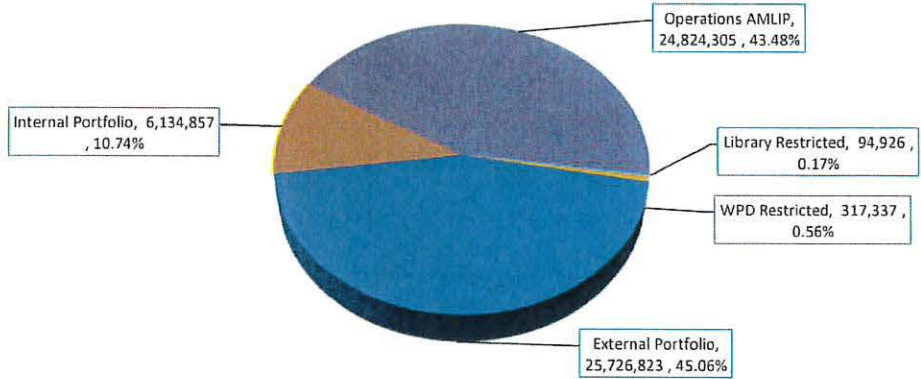
* before professional service fees and bank expenditures



**City of Wasilla
Investment Portfolio - by Category (12/31/2021)**



**City of Wasilla
Investment Portfolio - by Account (12/31/2021)**





CITY OF WASILLA
Finance Department
 290 East Herning Avenue
 Wasilla, Alaska 99654 7091
 Phone (907) 373-9080 Fax (907) 373-9085

WASILLA CITY COUNCIL INFORMATION MEMORANDUM
IM No. 22-01

TITLE: Quarterly report of businesses that received a penalty waiver for the fourth quarter ending December 31, 2021, per WMC 5.16.150 B¹

Business Name	Owner Name	Address	City, State, Zip	Waiver Period	Amount of Penalty	Date Waiver Completed	Approved by:
Alaska Built Real Estate		357 E Parks Hwy, Ste 200	Wasilla, AK 99654	7/2021	33.13	10/15/21	Troy Tankersley
Larry Murray's Drain Cleaning	Larry Murray	PO Box 870473	Wasilla, AK 99687	8/2021	30.49	10/15/21	Troy Tankersley
Play By Ear	Ruslan Kuznetsov	PO Box 266	Pahala, HI 96777	7/2021	25.00	10/15/21	Troy Tankersley
Nodak Electric & Construction Inc		PO Box 874466	Wasilla, AK 99687	5/2021	50.75	10/15/21	Troy Tankersley
Valley Eye Associates PC		935 E WestPoint Dr, Ste 207	Wasilla, AK 99654	9/2021	25.09	11/18/2021	Troy Tankersley
Arctic Performance Coatings	Ian Campbell	855 W Fern Ave	Palmer, AK 99645	7/2021	75.00	11/18/2021	Troy Tankersley
Boehmer Services Inc		5901 Denali St	Anchorage, AK 99518	8/2021	25.00	11/18/2021	Troy Tankersley
Jernstrom Engineering LLC		721 Depot Dr	Anchorage, AK 99501	9/2021	29.91	11/18/2021	Troy Tankersley



CITY OF WASILLA

Finance Department

290 East Herning Avenue

Wasilla, Alaska 99654 7091

Phone (907) 373-9080 Fax (907) 373-9085

AK Inc 60053		1450 N Benson Ave, Unit A	Upland, CA 91786	9/2021	227.87	12/10/2021	Troy Tankersley
AK Inc 60012		1450 N Benson Ave, Unit A	Upland, CA 91786	9/2021	231.75	12/10/2021	Troy Tankersley
K's Construction Inc		3770 E Steven Dr	Wasilla, AK 99654	9/2021	25.00	12/10/2021	Troy Tankersley
Wicked Outdoor Services & Maintenance	Joshua Brown	PO Box 873846	Wasilla, AK 99623	8/2021	75.00	12/10/2021	Troy Tankersley

The finance director may waive the penalty on an account when; a written application by the seller is made within 45 business days of the penalty assessment; the account is in good standing; and the account has not received a penalty waiver within the last 12-month period. All waivers granted shall be reported to council at least once each calendar quarter.