

Date Presented to Council: April 25, 2022
 Verified By: [Signature]
 Clerk's Note: NA

**City of Wasilla
 Informational Memorandum No. 22-04**

Monthly financial Reports For The Period Ending March 31, 2022; To Include The Month-To-Date Expenditure Report; Disbursements Greater Than \$10,000; Investment Report; And Quarterly Report Of Businesses Receiving a Penalty Waiver For Sales Tax.

Originator: Troy Tankersley, Finance Director
 Date: 4/13/2022

Agenda of: 4/25/2022

Route to:	Department Head	Signature	Date
X	Finance Director		4-13-22
X	Deputy Administrator		4-13-22
X	City Clerk		4/13/2022
X	Mayor		4-13-22

Attachments: See below.

Summary Statement: Attached for your review are the following financial reports for the period ending March 31, 2022:

	Page Number
• Month-To-Date Expenditure Report (Unaudited), Ending March 31, 2022	2
• Expenditures Greater Than \$10,000 (for the period, February 1, 2021 through February 28, 2022 and for the period, March 1, 2022 through March 31, 2022)	6
• Quarterly Investment Report, Ending March 31, 2022	8
• Quarterly Report of Businesses That Received a Penalty Waiver for Sales Tax for the Third Fiscal Quarter Ending March 31, 2022; Per WMC 5.16.150(B)	10

MONTH TO DATE COUNCIL REPORT (UNAUDITED)
FOR FISCAL YEAR 2022
FOR MARCH 2022

75% OF YEAR LAPSED

ACCOUNT DESCRIPTION	ORIGINAL BUDGET	ADJUSTED BUDGET	M-T-D ACTUAL	Y-T-D ACTUAL	CURRENT ENC.	REMAINING BUDGET	PERCENT BUDGET REMAINING
General Fund							
General Government							
* Clerk's Office	503,021	503,021	32,944	359,905	9,554	133,562	27
* Records Management	14,425	14,425	0	4,872	843	8,710	60
* Council	206,473	206,473	6,047	127,892	17,603	60,978	30
* Administration	328,998	328,998	22,766	241,898	4,500	82,600	25
* General & Administrative	268,106	268,106	14,394	147,185	4,125	116,796	44
* Human Resources	236,495	236,495	16,219	166,885	1,208	68,402	29
* Planning	343,521	343,521	20,086	233,451	5,127	104,943	31
* Code Compliance	215,424	215,424	8,599	139,885	11,368	64,171	30
* Finance	1,558,510	1,558,510	107,243	1,066,445	42,883	449,182	29
* MIS	684,137	684,137	19,491	402,284	10,347	271,506	40
** General Government	4,359,110	4,359,110	247,789	2,890,702	107,558	1,360,850	31
Public Safety							
* Administration	874,438	899,438	43,894	366,681	28,573	504,184	56
* MultiTask Drug Enforcemnt	202,097	202,097	0	53,318	0	148,779	74
* General Investigation	600,129	600,129	34,552	207,409	2,706	390,014	65
* Police-Patrol	4,094,782	4,096,132	270,792	1,661,619	76,549	2,357,964	58
* Mat Su SRO	506,965	506,965	35,088	333,875	1,481	171,609	34
* Dispatch Center	5,094,718	5,098,918	307,115	1,930,127	106,439	3,062,352	60
* WPD Garage	149,629	149,629	854	12,150	0	137,479	92
** Public Safety	11,522,758	11,553,308	692,295	4,565,179	215,748	6,772,381	59
Public Works							
* Administration	454,445	454,445	25,150	292,016	3,311	159,118	35
* Roads	1,431,812	1,431,812	74,603	949,854	238,519	243,439	17
* Property Maintenance	645,025	647,255	32,385	446,741	19,373	181,141	28
** Public Works	2,531,282	2,533,512	132,138	1,688,611	261,203	583,698	23
Cultural & Recreation Svr							
* Museum	356,719	366,069	19,694	237,198	1,477	127,394	35
* Parks Maintenance	800,911	800,911	33,999	493,298	25,776	281,837	35
* Library	1,443,535	1,449,535	92,174	977,324	56,745	415,466	29
* Recreation Services	112,360	127,846	11,247	94,813	1,345	31,688	25
** Cultural & Recreation Svr	2,713,525	2,744,361	157,114	1,802,633	85,343	856,385	31
Non-Departmental							
* Non-Departmental	3,547,466	3,599,666	51,500	3,564,144	0	35,522	1
** Non-Departmental	3,547,466	3,599,666	51,500	3,564,144	0	35,522	1
*** General Fund	24,674,141	24,789,957	1,280,836	14,511,269	669,852	9,608,836	39
CIP Fund							
General Government							
* General Government	115,000	5,811,780	84,097	5,598,305	88,045	125,430	2

MONTH TO DATE COUNCIL REPORT (UNAUDITED)
FOR FISCAL YEAR 2022
FOR MARCH 2022

75% OF YEAR LAPSED

ACCOUNT DESCRIPTION	ORIGINAL BUDGET	ADJUSTED BUDGET	M-T-D ACTUAL	Y-T-D ACTUAL	CURRENT ENC.	REMAINING BUDGET	PERCENT BUDGET REMAINING
** General Government	115,000	5,811,780	84,097	5,598,305	88,045	125,430	2
Public Safety							
* Administration	70,000	2,670,741	4,343	225,189	231,018	2,214,534	83
** Public Safety	70,000	2,670,741	4,343	225,189	231,018	2,214,534	83
Public Works							
* Roads	385,000	385,000	0	282,387	43,360	59,253	15
* Property Maintenance	477,000	959,213	13,134	252,377	556,361	150,475	16
** Public Works	862,000	1,344,213	13,134	534,764	599,721	209,728	16
Cultural & Recreation Svr							
* Museum	75,000	75,000	0	3,570	0	71,430	95
* Parks Maintenance	144,000	264,979	22,024	94,755	48,080	122,144	46
* Library	0	18,741	0	18,741	0	0	0
** Cultural & Recreation Svr	219,000	358,720	22,024	117,066	48,080	193,574	54
*** CIP Fund	1,266,000	10,185,454	123,598	6,475,324	966,864	2,743,266	27
Vehicle Replacement Fund							
General Government							
* Administration	40,000	40,000	0	0	0	40,000	100
* Code Compliance	35,000	35,000	0	35,000	0	0	0
** General Government	75,000	75,000	0	35,000	0	40,000	53
Public Safety							
* Police-Patrol	400,000	795,645	47,904	440,800	199,783	155,062	19
** Public Safety	400,000	795,645	47,904	440,800	199,783	155,062	19
Public Works							
* Administration	150,000	150,000	0	18,705	0	131,295	88
** Public Works	150,000	150,000	0	18,705	0	131,295	88
*** Vehicle Replacement Fund	625,000	1,020,645	47,904	494,505	199,783	326,357	32
Right of Way Fund							
Public Works							
* Roads	25,000	43,519	0	3,000	0	40,519	93
** Public Works	25,000	43,519	0	3,000	0	40,519	93
*** Right of Way Fund	25,000	43,519	0	3,000	0	40,519	93
Road							
Public Works							

MONTH TO DATE COUNCIL REPORT (UNAUDITED)
FOR FISCAL YEAR 2022
FOR MARCH 2022

75% OF YEAR LAPSED

ACCOUNT DESCRIPTION		ORIGINAL BUDGET	ADJUSTED BUDGET	M-T-D ACTUAL	Y-T-D ACTUAL	CURRENT ENC.	REMAINING BUDGET	PERCENT BUDGET REMAINING
*	Roads	1,060,000	1,638,831	0	1,059,757	320,086	258,988	16
**	Public Works	1,060,000	1,638,831	0	1,059,757	320,086	258,988	16
***	Road	1,060,000	1,638,831	0	1,059,757	320,086	258,988	16
Technology Replacement Fu								
General Government								
*	MIS	119,000	121,267	7,813	35,724	41,831	43,712	36
**	General Government	119,000	121,267	7,813	35,724	41,831	43,712	36
***	Technology Replacement Fu	119,000	121,267	7,813	35,724	41,831	43,712	36
Youth Court								
Public Safety								
*	Youth Court	86,887	97,607	10,081	70,310	0	27,297	28
**	Public Safety	86,887	97,607	10,081	70,310	0	27,297	28
***	Youth Court	86,887	97,607	10,081	70,310	0	27,297	28
Sewer Fund								
Public Works								
*	Sewer - General Admin	267,595	267,595	15,407	200,034	973	66,588	25
*	Sewer - Cust Accting Svc	116,364	116,364	5,824	79,142	0	37,222	32
*	Sewer - O&M Treatment	484,245	484,245	19,626	325,308	6,118	152,819	32
*	Collection System O & M	336,098	336,098	21,869	217,640	0	118,458	35
*	Sewer Construction	465,000	1,738,529	0	189,620	512,281	1,036,628	60
*	NonDepartmental	32,100	32,100	0	32,100	0	0	0
**	Public Works	1,701,402	2,974,931	62,726	1,043,844	519,372	1,411,715	47
***	Sewer Fund	1,701,402	2,974,931	62,726	1,043,844	519,372	1,411,715	47
Water Utility Fund								
Public Works								
*	Water - General Admin	265,677	265,677	13,617	195,118	197	70,362	26
*	Water - Cust Accting Svcs	120,164	120,164	6,015	81,812	0	38,352	32
*	Water - Treatment Plant	392,196	392,196	12,408	257,880	2,428	131,888	34
*	Water - Distribution	323,610	323,610	19,880	221,277	0	102,333	32
*	Water - Non-Operating	503,796	503,796	0	501,802	0	1,994	0
*	Water Construction	705,000	3,654,302	21,674	482,488	454,984	2,716,830	74
*	NonDepartmental	34,400	34,400	0	34,400	0	0	0
**	Public Works	2,344,843	5,294,145	73,594	1,774,777	457,609	3,061,759	58

MONTH TO DATE COUNCIL REPORT (UNAUDITED)
FOR FISCAL YEAR 2022
FOR MARCH 2022

75% OF YEAR LAPSED

ACCOUNT DESCRIPTION	ORIGINAL BUDGET	ADJUSTED BUDGET	M-T-D ACTUAL	Y-T-D ACTUAL	CURRENT ENC.	REMAINING BUDGET	PERCENT BUDGET REMAINING
*** Water Utility Fund	2,344,843	5,294,145	73,594	1,774,777	457,609	3,061,759	58
Airport Fund							
Public Works							
* Airport	264,062	269,847	13,068	200,733	30,945	38,169	14
* Airport Construction	250,000	695,027	5,547	189,781	213,032	292,214	42
** Public Works	514,062	964,874	18,615	390,514	243,977	330,383	34
*** Airport Fund	514,062	964,874	18,615	390,514	243,977	330,383	34
C. Menard Sports Center							
Cultural & Recreation Svr							
* CMMSC - Operations	1,419,569	1,419,569	64,784	974,072	31,468	414,029	29
* CMMSC Construction	295,000	307,245	0	14,288	16,163	276,794	90
** Cultural & Recreation Svr	1,714,569	1,726,814	64,784	988,360	47,631	690,823	40
*** C. Menard Sports Center	1,714,569	1,726,814	64,784	988,360	47,631	690,823	40
Cemetery Fund							
Cultural & Recreation Svr							
* Cemetery	3,100	3,100	0	100	0	3,000	97
** Cultural & Recreation Svr	3,100	3,100	0	100	0	3,000	97
*** Cemetery Fund	3,100	3,100	0	100	0	3,000	97
	34,134,004	48,861,144	1,689,951	26,847,484	3,467,005	18,546,655	38

CHECK DATE	CHECK NUMBER	VENDOR NAME	VENDOR #	BANK CODE	CHECK AMOUNT	*ALL*
02/04/2022	98369	COLLINS CONSTRUCTION INC	3028		22,829.00	
02/04/2022	98370	COMTECH SOLACOM TECHNOLOGIES I	3372		10,672.00	
02/04/2022	98376	ENSTAR NATURAL GAS CO	318		39,493.29	
02/04/2022	98403	MATANUSKA TELECOM ASSOCIATION	23		16,482.75	
02/04/2022	98405	NODAK ELECTRIC & CONSTRUCTION	3391		25,905.60	
02/04/2022	98413	STANTEC CONSULTING SERVICES IN	2655		16,818.90	
02/04/2022	98424	WORLD WIDE TECHNOLOGY INC	1643		49,780.00	
02/11/2022	98435	CRW ENGINEERING GROUP LLC	2961		10,000.00	
02/18/2022	98476	ARS ALEUT ANALYTICAL, LLC	2698		28,640.00	
02/18/2022	98483	CDW GOVERNMENT LLC	766		10,144.53	
02/18/2022	98487	COMTECH SOLACOM TECHNOLOGIES I	3372		10,672.00	
02/18/2022	98495	ENSTAR NATURAL GAS CO	318		17,024.31	
02/18/2022	98511	MATANUSKA ELECTRIC ASSOCIATION	432		75,625.50	
02/18/2022	98522	TEC PRO LTD	1018		12,138.85	
02/18/2022	98527	WEX BANK	3418		10,184.65	
02/18/2022	98530	LITHIA CHRYSLER JEEP DODGE RAM	3435		41,823.00	
02/25/2022	98531	ALASKA COMMUNICATIONS SERVICES	2779		32,481.35	
02/25/2022	98538	CENTRALSQUARE TECHNOLOGIES,LLC	3362		11,910.27	
02/03/2022	993643	STATE OF ALASKA PERS	152		113,400.55	
02/03/2022	993644	STATE OF ALASKA SBS	153		47,871.78	
02/15/2022	993651	WELLS FARGO FEDERAL DEPOSIT	51		44,999.76	
02/15/2022	993653	IUOE LOCAL 302/612 TRUST FUNDS	2803		91,250.00	
02/15/2022	993654	IUOE LOCAL 302/612 TRUST FUNDS	2803		112,016.80	
02/16/2022	993656	STATE OF ALASKA PERS	152		109,992.62	
02/16/2022	993657	STATE OF ALASKA SBS	153		47,128.20	
02/28/2022	993659	WELLS FARGO FEDERAL DEPOSIT	51		45,944.41	

DATE RANGE TOTAL * 1,055,230.12 *

PREPARED 04/12/2022, 14:15:52
 PROGRAM: GM350L
 City of Wasilla

A/P CHECKS BY PERIOD AND YEAR
 MINIMUM AMOUNT: 10,000.00
 FROM 03/01/2022 TO 03/31/2022

BANK CODE *ALL*

CHECK DATE	CHECK NUMBER	VENDOR NAME	VENDOR #	CHECK AMOUNT
03/04/2022	98563	ALASKA FAMILY SERVICES INC	1743	54,000.00
03/04/2022	98568	ALASKA SAFETY INC	1142	11,102.85
03/04/2022	98582	ENSTAR NATURAL GAS CO	318	11,624.66
03/04/2022	98602	MATANUSKA TELECOM ASSOCIATION	23	16,808.75
03/04/2022	98605	NC MACHINERY CO	43	272,450.00
03/04/2022	98609	REDLIST LLC	3444	10,989.00
03/04/2022	98613	STANTEC CONSULTING SERVICES IN	2655	11,208.00
03/18/2022	98673	BRIDGE DATA SOLUTIONS INC	3437	56,427.32
03/18/2022	98700	MATANUSKA ELECTRIC ASSOCIATION	432	68,059.81
03/18/2022	98703	MOTOROLA SOLUTIONS INC	798	31,740.00
03/18/2022	98715	WEX BANK	3418	12,093.51
03/18/2022	98717	YUKON EQUIPMENT INC	264	22,024.00
03/02/2022	993663	STATE OF ALASKA PERS	152	112,989.60
03/02/2022	993664	STATE OF ALASKA SBS	153	47,623.42
03/14/2022	993670	FIRST NATIONAL BANK OF ALASKA	870	47,542.40
03/14/2022	993672	IUOE LOCAL 302/612 TRUST FUNDS	2803	91,250.00
03/14/2022	993673	IUOE LOCAL 302/612 TRUST FUNDS	2803	111,342.00
03/16/2022	993678	STATE OF ALASKA SBS	153	48,945.56
03/16/2022	993679	STATE OF ALASKA PERS	152	114,768.82
03/28/2022	993680	WELLS FARGO FEDERAL DEPOSIT	51	44,976.44

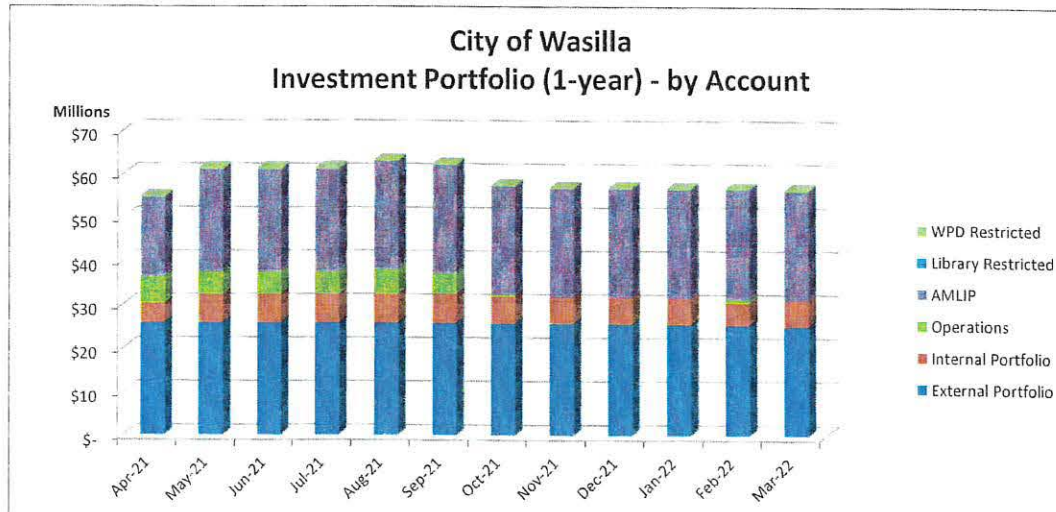
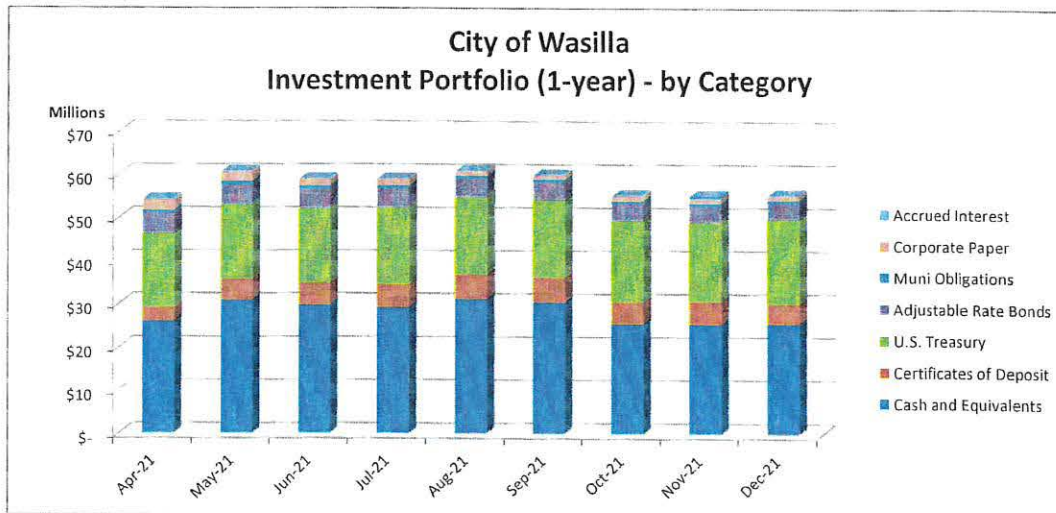
DATE RANGE TOTAL * 1,197,966.14 *

City of Wasilla
Investment Report: Fiscal Year 2022
For Period Ended: March 31, 2022

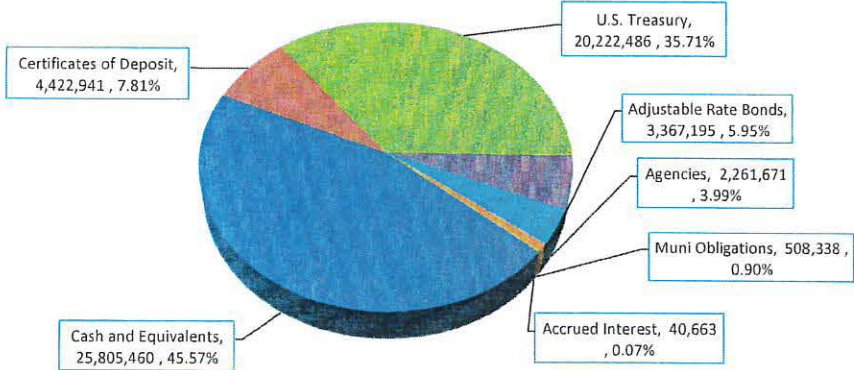
SUMMARY:	Total	Market	%
	Cost	Value	Allocation
Cash and Equivalents	25,805,460	25,805,460	45.57%
Certificates of Deposit	4,470,495	4,422,941	7.81%
U.S. Treasury	20,850,105	20,222,486	35.71%
Adjustable Rate Bonds	3,398,357	3,367,195	5.95%
Agencies	2,297,788	2,261,671	3.99%
Muni Obligations	522,054	508,338	0.90%
Accrued Interest	-	40,663	0.07%
	57,344,259	56,628,755	100.00%

SUMMARY:	Q1	Q2	Q3	Q4	Total
Investment earnings	55,219.57	39,577.03	35,835.06	-	130,631.66
Market value adjustments	(29,564.76)	(165,298.11)	(622,134.64)	-	(816,997.51)
Net revenue (loss)*:	25,654.81	(125,721.08)	(586,299.58)	-	(686,365.85)

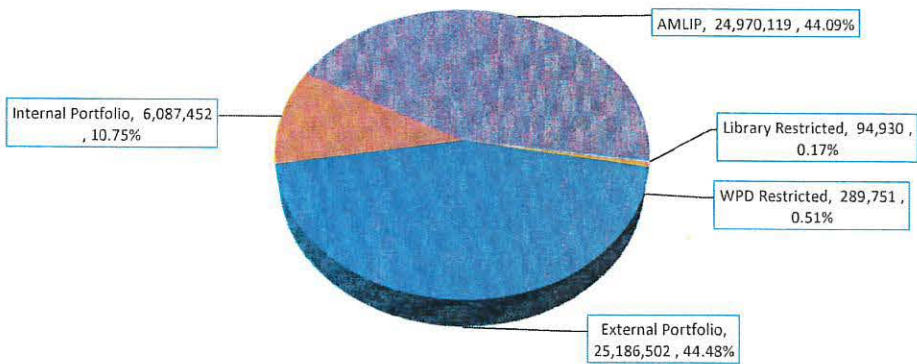
* before professional service fees and bank expenditures



**City of Wasilla
Investment Portfolio - by Category (03/31/2022)**



**City of Wasilla
Investment Portfolio - by Account (03/31/2022)**





CITY OF WASILLA
Finance Department
 290 East Herning Avenue
 Wasilla, Alaska 99654 7091
 Phone (907) 373-9080 Fax (907) 373-9085

WASILLA CITY COUNCIL INFORMATION MEMORANDUM
IM No. 22-04

TITLE: Quarterly report of businesses that received a penalty waiver for the first quarter ending March 31, 2022, per WMC 5.16.150 B¹

Business Name	Owner Name	Address	City, State, Zip	Waiver Period	Amount of Penalty	Date Waiver Completed	Approved by:
Vantel Pearls		80 Rocky Point	Bourne, MA 02532	09/2021	75.00	1/12/2022	Troy Tankersley
Glacier Electric Construction Inc		PO Box 2065	Soldotna, AK 99669	11/2021	25.00	1/12/2022	Troy Tankersley
Home Depot #1304	Home Depot USA Inc	PO Box 8000	Monsey, NY 10952	1/2021	3732.44	1/12/2022	Troy Tankersley
K9 Cuts	Cyndi Polya	5251 E Alder Dr	Wasilla, AK 99654	9/2021	75.00	1/25/2022	Troy Tankersley
Passion Flour Bakery	Chloe Larson	4281 E Greenview Cir	Wasilla, AK 99654	9/2021	75.00	1/25/2022	Troy Tankersley
Broken Bella Media Agency	Logan Young	819 W Moose Park Dr	Wasilla, AK 99654	9/2021	75.00	1/25/2022	Troy Tankersley
AK Adas Natural Scentz	Amanda McFarland-Jicha	7480 E Sarasota Drive	Wasilla, AK 99654	9/2021	25.00	2/9/2022	Troy Tankersley
Taco Love	Benjamin Love	1931 W Rivulet Ave	Wasilla, AK 99654	10/2021	75.00	2/11/2022	Troy Tankersley

The finance director may waive the penalty on an account when; a written application by the seller is made within 45 business days of the penalty assessment; the account is in good standing; and the account has not received a penalty waiver within the last 12-month period. All waivers granted shall be reported to council at least once each calendar quarter.