

Date Presented to Council: 7/25/2022  
 Verified By: [Signature]  
 Clerk's Note: Velock absent

**City of Wasilla  
 Informational Memorandum No. 22-08**

**Monthly Financial Reports For The Period Ending June 30, 2022; To Include The Month-To-Date Expenditure Report; And Disbursements Greater Than \$10,000; Investment Report; Quarterly Report Of Businesses Receiving A Penalty Waiver For Sales Tax; And Auditor's Report.**

Originator: Joan Miller, Finance Director  
 Date: 7/12/2022

Agenda of: 7/25/2022

Route to:	Department Head	Signature	Date
X	Finance Director	[Signature]	7/13/22
X	Deputy Administrator	[Signature]	7/13/22
X	City Clerk	[Signature]	7/18/2022
X	Mayor	[Signature]	7-15-22

**Attachments:** See below.

**Summary Statement:** Attached for your review are the following financial reports for the period ending June 30, 2022:

Attached for your review are the following financial reports for the period ending June 30, 2022:

	Page Number
• Month-To-Date Expenditure Report (Unaudited), Ending June 30, 2022	2
• Expenditures Greater Than \$10,000 (for the period, June 1, 2022 through June 30, 2022)	6
• Quarterly Investment Report, Ending June 30, 2022	7
• Quarterly Report of Businesses That Received a Penalty Waiver for Sales Tax for the Fourth Fiscal Quarter Ending June 30, 2022; Per WMC 5.16.150(B)	9
• There is no Auditor's Report for the period ending June 30, 2022, as the auditor has been redirected to train the new sales tax clerk, assist with the implementation of change orders to the on-line sales tax system (i.e., MuniRev), and handle immediate concerns of non-compliance.	

ACCOUNT DESCRIPTION	ORIGINAL BUDGET	ADJUSTED BUDGET	M-T-D ACTUAL	Y-T-D ACTUAL	CURRENT ENC.	REMAINING BUDGET	PERCENT BUDGET REMAINING
General Fund							
General Government							
* Clerk's Office	503,021	503,021	45,214	467,721	6,273	29,027	6
* Records Management	14,425	14,425	234	5,321	843	8,261	57
* Council	206,473	206,473	2,515	147,544	9,061	49,868	24
* Administration	328,998	328,998	29,055	314,795	4,500	9,703	3
* General & Administrative	268,106	268,106	18,130	207,479	760	59,867	22
* Human Resources	236,495	236,495	21,613	219,305	0	17,190	7
* Planning	343,521	343,521	28,001	307,053	0	36,468	11
* Code Compliance	215,424	235,424	13,048	176,658	6,294	52,472	22
* Finance	1,558,510	1,558,510	196,909	1,478,398	12,827	67,285	4
* MIS	684,137	684,137	23,656	479,457	7,844	196,836	29
** General Government	4,359,110	4,379,110	378,375	3,803,731	48,402	526,977	12
Public Safety							
* Administration	874,438	899,438	53,568	544,881	18,219	336,338	37
* MultiTask Drug Enforcemnt	202,097	202,097	0	53,318	0	148,779	74
* General Investigation	600,129	600,129	49,849	334,801	0	265,328	44
* Police-Patrol	4,094,782	4,133,158	353,693	2,594,356	37,351	1,501,451	36
* Mat Su SRO	506,965	506,965	51,696	446,317	0	60,648	12
* Dispatch Center	5,094,718	5,098,918	377,723	2,879,525	58,202	2,161,191	42
* WPD Garage	149,629	149,629	9,081	21,697	5,435	122,497	82
** Public Safety	11,522,758	11,590,334	895,610	6,874,895	119,207	4,596,232	40
Public Works							
* Administration	454,445	454,445	33,216	377,346	90	77,009	17
* Roads	1,431,812	1,451,812	103,850	1,349,394	51,622	50,796	4
* Property Maintenance	645,025	647,255	49,261	582,387	9,029	55,839	9
** Public Works	2,531,282	2,553,512	186,327	2,309,127	60,741	183,644	7
Cultural & Recreation Svr							
* Museum	356,719	366,069	30,641	322,145	3,981	39,943	11
* Parks Maintenance	800,911	800,911	105,202	696,616	4,593	99,702	12
* Library	1,443,535	1,449,535	131,949	1,302,449	6,361	140,725	10
* Recreation Services	112,360	127,846	12,500	116,235	1,345	10,266	8
** Cultural & Recreation Svr	2,713,525	2,744,361	280,292	2,437,445	16,280	290,636	11
Non-Departmental							
* Non-Departmental	3,547,466	3,734,951	65,285	3,709,487	0	25,464	1
** Non-Departmental	3,547,466	3,734,951	65,285	3,709,487	0	25,464	1
*** General Fund	24,674,141	25,002,268	1,805,889	19,134,685	244,630	5,622,953	22
CIP Fund							
General Government							
* General Government	115,000	6,017,065	1,788	5,619,322	64,232	333,511	6

MONTH TO DATE COUNCIL REPORT (UNAUDITED)  
FOR FISCAL YEAR 2022  
FOR JUNE 2022

100% OF YEAR LAPSED

ACCOUNT DESCRIPTION	ORIGINAL BUDGET	ADJUSTED BUDGET	M-T-D ACTUAL	Y-T-D ACTUAL	CURRENT ENC.	REMAINING BUDGET	PERCENT BUDGET REMAINING
** General Government	115,000	6,017,065	1,788	5,619,322	64,232	333,511	6
Public Safety							
* Administration	70,000	2,670,741	3,240	228,429	350,752	2,091,560	78
** Public Safety	70,000	2,670,741	3,240	228,429	350,752	2,091,560	78
Public Works							
* Roads	385,000	385,000	0	325,747	0	59,253	15
* Property Maintenance	477,000	2,445,606	31,698	289,872	502,098	1,653,636	68
** Public Works	862,000	2,830,606	31,698	615,619	502,098	1,712,889	61
Cultural & Recreation Svr							
* Museum	75,000	75,000	0	3,570	0	71,430	95
* Parks Maintenance	144,000	299,979	31,606	131,761	69,907	98,311	33
* Library	0	48,741	0	18,741	0	30,000	62
** Cultural & Recreation Svr	219,000	423,720	31,606	154,072	69,907	199,741	47
*** CIP Fund	1,266,000	11,942,132	68,332	6,617,442	986,989	4,337,701	36
Vehicle Replacement Fund							
General Government							
* Administration	40,000	40,000	0	0	0	40,000	100
* Code Compliance	35,000	35,000	0	35,000	0	0	0
** General Government	75,000	75,000	0	35,000	0	40,000	53
Public Safety							
* Police-Patrol	400,000	995,645	62,481	585,176	349,885	60,584	6
** Public Safety	400,000	995,645	62,481	585,176	349,885	60,584	6
Public Works							
* Administration	150,000	150,000	94,556	113,260	36,740	0	0
** Public Works	150,000	150,000	94,556	113,260	36,740	0	0
*** Vehicle Replacement Fund	625,000	1,220,645	157,037	733,436	386,625	100,584	8
Right of Way Fund							
Public Works							
* Roads	25,000	43,519	0	3,000	0	40,519	93
** Public Works	25,000	43,519	0	3,000	0	40,519	93
*** Right of Way Fund	25,000	43,519	0	3,000	0	40,519	93
Road							
Public Works							

MONTH TO DATE COUNCIL REPORT (UNAUDITED)  
FOR FISCAL YEAR 2022  
FOR JUNE 2022

100% OF YEAR LAPSED

ACCOUNT DESCRIPTION	ORIGINAL BUDGET	ADJUSTED BUDGET	M-T-D ACTUAL	Y-T-D ACTUAL	CURRENT ENC.	REMAINING BUDGET	PERCENT BUDGET REMAINING
* Roads	1,060,000	1,638,831	24,784	1,168,538	223,930	246,363	15
** Public Works	1,060,000	1,638,831	24,784	1,168,538	223,930	246,363	15
*** Road	1,060,000	1,638,831	24,784	1,168,538	223,930	246,363	15
Technology Replacement Fu							
General Government							
* MIS	119,000	121,267	28,154	74,568	1,754	44,945	37
** General Government	119,000	121,267	28,154	74,568	1,754	44,945	37
*** Technology Replacement Fu	119,000	121,267	28,154	74,568	1,754	44,945	37
Youth Court							
Public Safety							
* Youth Court	86,887	101,727	7,944	98,340	0	3,387	3
** Public Safety	86,887	101,727	7,944	98,340	0	3,387	3
*** Youth Court	86,887	101,727	7,944	98,340	0	3,387	3
Sewer Fund							
Public Works							
* Sewer - General Admin	267,595	267,595	18,866	253,451	0	14,144	5
* Sewer - Cust Accting Svc	116,364	116,364	7,614	97,327	0	19,037	16
* Sewer - O&M Treatment	484,245	484,245	28,781	444,145	5,544	34,556	7
* Collection System O & M	336,098	336,098	28,333	285,197	0	50,901	15
* Sewer Construction	465,000	1,898,529	24,337	285,711	434,194	1,178,624	62
* NonDepartmental	32,100	32,100	0	32,100	0	0	0
** Public Works	1,701,402	3,134,931	107,931	1,397,931	439,738	1,297,262	41
*** Sewer Fund	1,701,402	3,134,931	107,931	1,397,931	439,738	1,297,262	41
Water Utility Fund							
Public Works							
* Water - General Admin	265,677	265,677	19,744	250,298	0	15,379	6
* Water - Cust Accting Svcs	120,164	120,164	7,916	100,720	0	19,444	16
* Water - Treatment Plant	392,196	392,692	13,246	347,486	38,754	6,452	2
* Water - Distribution	323,610	323,114	35,118	299,876	0	23,238	7
* Water - Non-Operating	503,796	503,796	0	501,802	0	1,994	0
* Water Construction	705,000	3,899,168	0	638,203	807,736	2,453,229	63
* NonDepartmental	34,400	34,400	0	34,400	0	0	0
** Public Works	2,344,843	5,539,011	76,024	2,172,785	846,490	2,519,736	45

MONTH TO DATE COUNCIL REPORT (UNAUDITED)  
FOR FISCAL YEAR 2022  
FOR JUNE 2022

100% OF YEAR LAPSED

ACCOUNT DESCRIPTION	ORIGINAL BUDGET	ADJUSTED BUDGET	M-T-D ACTUAL	Y-T-D ACTUAL	CURRENT ENC.	REMAINING BUDGET	PERCENT BUDGET REMAINING
*** Water Utility Fund	2,344,843	5,539,011	76,024	2,172,785	846,490	2,519,736	45
Airport Fund							
Public Works							
* Airport	264,062	299,133	17,986	242,816	18,421	37,896	13
* Airport Construction	250,000	695,027	0	245,988	227,640	221,399	32
** Public Works	514,062	994,160	17,986	488,804	246,061	259,295	26
*** Airport Fund	514,062	994,160	17,986	488,804	246,061	259,295	26
C. Menard Sports Center							
Cultural & Recreation Svr							
* CMMSC - Operations	1,419,569	1,419,569	84,024	1,256,399	5,366	157,804	11
* CMMSC Construction	295,000	307,245	0	45,251	12,730	249,264	81
** Cultural & Recreation Svr	1,714,569	1,726,814	84,024	1,301,650	18,096	407,068	24
*** C. Menard Sports Center	1,714,569	1,726,814	84,024	1,301,650	18,096	407,068	24
Cemetery Fund							
Cultural & Recreation Svr							
* Cemetery	3,100	3,100	0	100	0	3,000	97
** Cultural & Recreation Svr	3,100	3,100	0	100	0	3,000	97
*** Cemetery Fund	3,100	3,100	0	100	0	3,000	97
	34,134,004	51,468,405	2,378,105	33,191,279	3,394,313	14,882,813	29

CHECK DATE	CHECK NUMBER	VENDOR NAME	VENDOR #	CHECK AMOUNT
06/03/2022	99199	MATANUSKA TELECOM ASSOCIATION	23	16,484.69
06/17/2022	99264	BIRCH HORTON BITTNER & CHEROT	184	23,652.66
06/17/2022	99266	BSI EQUIPMENT LLC	3301	20,198.47
06/17/2022	99268	CENTRALSQUARE TECHNOLOGIES,LLC	3362	27,306.35
06/17/2022	99284	MATANUSKA ELECTRIC ASSOCIATION	432	54,382.89
06/17/2022	99298	WEX BANK	3418	17,609.87
06/24/2022	99323	BIG DIPPER CONSTRUCTION INC	621	55,197.60
06/24/2022	99330	COMTECH SOLACOM TECHNOLOGIES I	3372	10,672.00
06/24/2022	99333	DELL MARKETING LP	467	29,773.87
06/24/2022	99337	DOMINION VOTING SYSTEMS INC	2145	17,828.25
06/24/2022	99352	K & H CIVIL CONSTRUCTORS LLC	2821	19,170.00
06/24/2022	99362	MATANUSKA ELECTRIC ASSOC FOR	433	13,233.33
06/24/2022	99376	POLAR SUPPLY COMPANY	2895	22,065.99
06/24/2022	99386	STANTEC CONSULTING SERVICES IN	2655	14,172.07
06/30/2022	99400	ALASKA SAFETY INC	1142	21,208.00
06/30/2022	99407	BIG DIPPER CONSTRUCTION INC	621	47,560.00
06/30/2022	99426	MATANUSKA TELECOM ASSOCIATION	23	16,914.95
06/30/2022	99429	P&M GARDEN SERVICES INC	1384	10,510.25
06/30/2022	99449	AAA FENCE, INC	633	16,236.00
06/30/2022	99457	BIG DIPPER CONSTRUCTION INC	621	16,843.00
06/30/2022	99472	KENDALL FORD OF WASILLA	1740	47,013.00
06/30/2022	99485	STANTEC CONSULTING SERVICES IN	2655	11,149.75
06/30/2022	99493	AURORA PYROTECHNICS	2337	10,000.00
06/30/2022	99497	LITHIA CJDR OF WASILLA	3447	91,515.00
06/06/2022	993725	FIRST NATIONAL BANK OF ALASKA	870	46,401.05
06/10/2022	993727	IUOE LOCAL 302/612 TRUST FUNDS	2803	87,600.00
06/10/2022	993728	IUOE LOCAL 302/612 TRUST FUNDS	2803	111,342.00
06/14/2022	993729	STATE OF ALASKA PERS	152	111,080.48
06/22/2022	993733	FIRST NATIONAL BANK OF ALASKA	870	69,590.48
06/23/2022	993740	LINCOLN FINANCIAL GROUP	427	16,400.00

DATE RANGE TOTAL \*

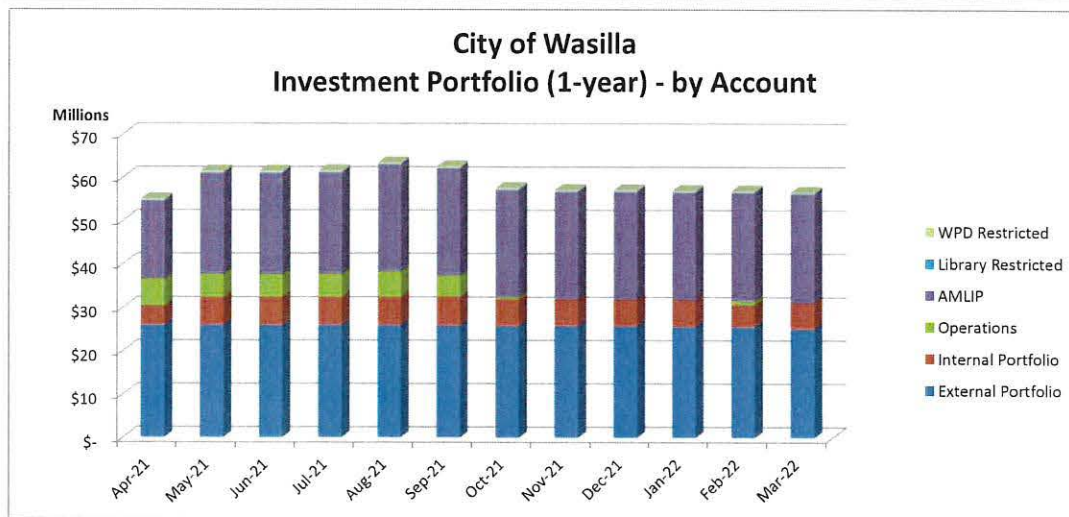
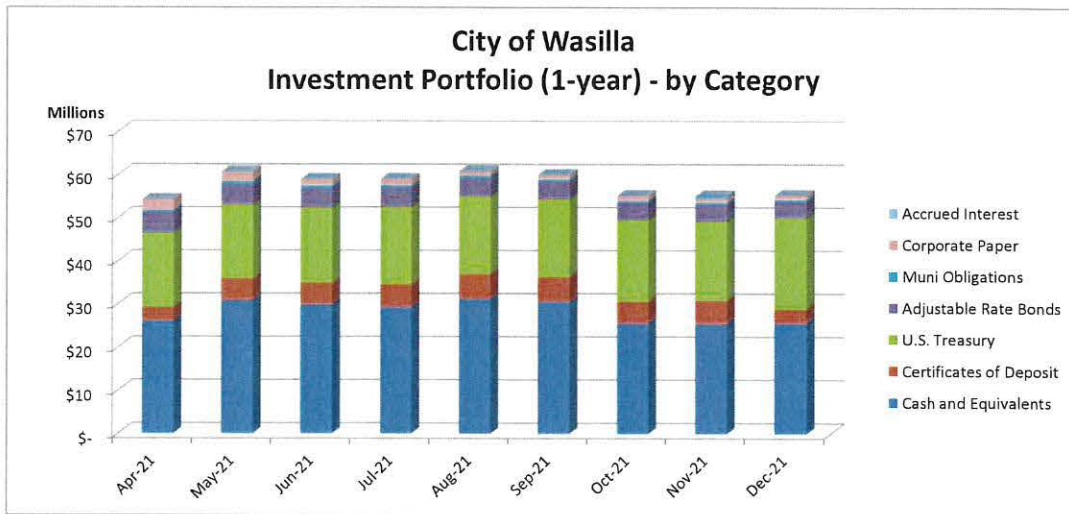
1,073,112.00 \*

City of Wasilla  
 Investment Report: Fiscal Year 2022  
 For Period Ended: June 30, 2022

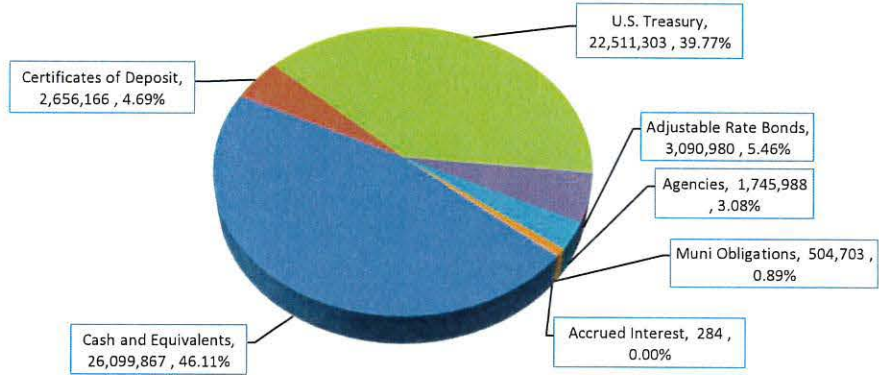
<b>SUMMARY:</b>	<b>Total Cost</b>	<b>Market Value</b>	<b>% Allocation</b>
Cash and Equivalents	26,099,867	26,099,867	46.11%
Certificates of Deposit	2,732,495	2,656,166	4.69%
U.S. Treasury	23,574,242	22,511,303	39.77%
Adjustable Rate Bonds	3,394,809	3,090,980	5.46%
Agencies	1,791,983	1,745,988	3.08%
Muni Obligations	522,054	504,703	0.89%
Accrued Interest	-	284	0.00%
	<b>58,115,450</b>	<b>56,609,291</b>	<b>100.00%</b>

<b>SUMMARY:</b>	<b>Q1</b>	<b>Q2</b>	<b>Q3</b>	<b>Q4</b>	<b>Total</b>
Investment earnings	55,219.57	39,577.03	35,835.06	77,840.05	208,471.71
Market value adjustments	(29,564.76)	(165,298.11)	(622,134.64)	(203,736.42)	(1,020,733.93)
Net revenue (loss)*:	25,654.81	(125,721.08)	(586,299.58)	(125,896.37)	(812,262.22)

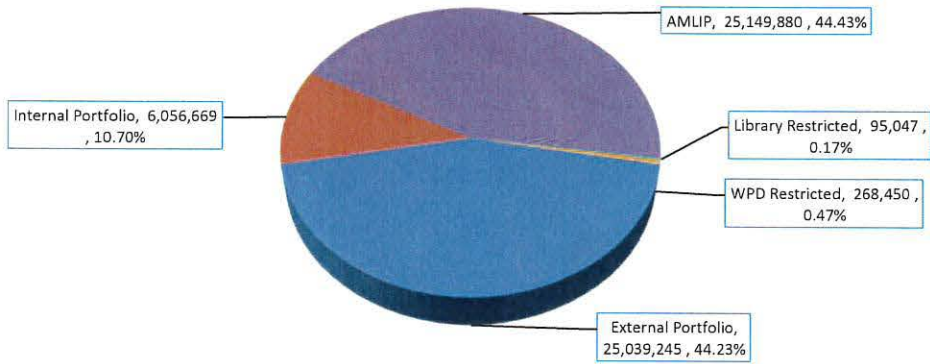
\* before professional service fees and bank expenditures



**City of Wasilla  
Investment Portfolio - by Category (06/30/2022)**



**City of Wasilla  
Investment Portfolio - by Account (06/30/2022)**







# CITY OF WASILLA

Finance Department

290 East Herning Avenue

Wasilla, Alaska 99654 7091

Phone (907) 373-9080 Fax (907) 373-9085

## WASILLA CITY COUNCIL INFORMATION MEMORANDUM IM No. 22-08

TITLE: Quarterly report of businesses that received a penalty waiver for the second quarter ending June 30, 2022, per WMC 5.16.150 B<sup>1</sup>

Business Name	Owner Name	Address	City, State, Zip	Waiver Period	Amount of Penalty	Date Waiver Completed	Approved by:
Treasures from the Heart	Carol L Smith	235 W Lake Lucille Ave	Wasilla, AK 99654	December, 2022	25.12	2/9/2022	Troy Tankersley
Alaska's Lake Lucille Bed & Breakfast	Carol L Smith	235 W Lake Lucille Ave	Wasilla, AK 99654	December, 2022	26.87	2/9/2022	Troy Tankersley
CIS Group LLC	CIS Group LLC	2345 Dean Way	Southlake, TX 76092	January, 2022	26.13	3/9/2022	Troy Tankersley
Denali Family Restaurant	Denali Family Restaurant LLC	PO BOX 872057	Wasilla, AK 99687	December, 2021	416.25	3/31/2022	Troy Tankersley
Alaskan View Motel	Gary Neth	2650 E Parks Hwy	Wasilla, AK 99654	February 2022	25.82	5/2/2022	Troy Tankersley
Landry Veterinary Services LLC	Landry Veterinary Services LLC	7100 E Wolf Lake Drive	Wasilla, AK 99654	January 2022	26.88	5/2/2022	Troy Tankersley
Mimi's Home Services	Michelle McGraw	225 E Danna Ave	Wasilla, AK 99654	December 2021	75.00	5/2/2022	Troy Tankersley
European Store and Deli	Grabar LLC	930 S Check St	Wasilla, AK 99654	December 2021	242.43	5/2/2022	Troy Tankersley



# CITY OF WASILLA

Finance Department

290 East Herning Avenue

Wasilla, Alaska 99654 7091

Phone (907) 373-9080 Fax (907) 373-9085

Collier Law	CPB Alaska LLC	851 E Westpoint Drive Ste 212	Wasilla, AK 99654	March 2022	25.00	5/9/2022	Troy Tankersley
Bear Paw Equipment Rental LLC	Bear Paw Equipment Rental LLC	5192 W Northern Rose Ln	Wasilla, AK 99623	March 2022	25.63	5/11/2022	Troy Tankersley
Ram Overhead Doors LLC	Ram Overhead Doors LLC	2020 E Dowling Rd	Anchorage, AK 99507	April 2022	25.00	6/21/22	Joan Miller
Mat-Su Home Builders Assn.	Mat-Su Home Builders Assn.	609 S Knik Goose Bay Rd	Wasilla, AK 99654	March 2022	46.91	6/27/22	Joan Miller
TrailToyz Offroad	Harry K. Cilk	1651 N Creekview Dr	Wasilla, AK 99654	March 2022	35.00	6/27/22	Joan Miller

The finance director may waive the penalty on an account when; a written application by the seller is made within 45 business days of the penalty assessment; the account is in good standing; and the account has not received a penalty waiver within the last 12-month period. All waivers granted shall be reported to council at least once each calendar quarter.