

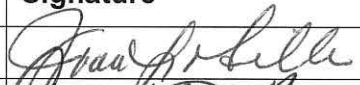
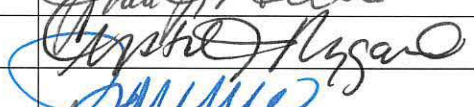
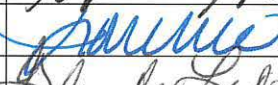
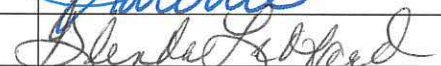
Date Presented to Council: 10/24/2022
 Verified By: AMM
 Clerk's Note: NA

City of Wasilla
Informational Memorandum No. 22-14

Monthly Financial Reports For The Period Ending September 30, 2022; To Include The Month-To-Date Expenditure Report; And Disbursements Greater Than \$10,000; Investment Report; Quarterly Report Of Businesses Receiving A Penalty Waiver For Sales Tax; And Auditor's Report.

Originator: Joan Miller, Finance Director
 Date: 10/11/2022

Agenda of: 10/24/2022

Route to:	Department Head	Signature	Date
X	Finance Director		10/13/22
X	Deputy Administrator		10/13/22
X	City Clerk		10/14/2022
X	Mayor		10-13-22

Attachments: See below.

Summary Statement: Attached for your review are the following financial reports for the period ending September 30, 2022:

Attached for your review are the following financial reports for the period ending September 30, 2022:

	Page Number
• Month-To-Date Expenditure Report (Unaudited), Ending September 30, 2022	2
• Expenditures Greater Than \$10,000 (for the period, September 1, 2022 through September 30, 2022)	6
• Quarterly Investment Report, Ending September 30, 2022	7
• Quarterly Report of Businesses That Received a Penalty Waiver for Sales Tax for the First Fiscal Quarter Ending September 30, 2022; Per WMC 5.16.150(B)	9
• There is no Auditor's Report for the period ending September 30, 2022, as the auditor has been redirected to train the new sales tax clerk, assist with the implementation of change orders to the on-line sales tax system (i.e., MuniRev), and handle immediate concerns of non-compliance.	

ACCOUNT DESCRIPTION	ORIGINAL BUDGET	ADJUSTED BUDGET	M-T-D ACTUAL	Y-T-D ACTUAL	CURRENT ENC.	REMAINING BUDGET	PERCENT BUDGET REMAINING
General Fund							
General Government							
* Clerk's Office	526,074	532,347	39,407	113,071	28,249	391,027	73
* Records Management	15,695	16,538	0	3,568	2,343	10,627	64
* Council	209,631	218,692	3,161	38,398	94,191	86,103	39
* Administration	354,472	358,972	21,950	70,382	10,020	278,570	78
* General & Administrative	237,669	238,429	15,026	46,611	10,405	181,413	76
* Human Resources	296,214	296,214	17,973	71,433	6,507	218,274	74
* Planning	349,453	349,453	20,228	63,117	20,071	266,265	76
* Code Compliance	225,692	231,986	17,270	64,038	35,278	132,670	57
* Finance	1,660,467	1,673,294	101,963	311,557	58,357	1,303,380	78
* MIS	703,968	711,812	14,384	88,710	20,404	602,698	85
** General Government	4,579,335	4,627,737	251,362	870,885	285,825	3,471,027	75
Public Safety							
* Administration	943,146	961,365	40,447	195,128	48,840	717,397	75
* MultiTask Drug Enforcemnt	0	0	0	8,330	0	8,330	0
* General Investigation	631,511	631,511	38,255	138,905	350	492,256	78
* Police-Patrol	4,354,460	4,391,811	243,012	921,115	36,159	3,434,537	78
* Mat Su SRO	565,732	565,732	32,283	129,667	1,279	434,786	77
* Dispatch Center	5,371,888	5,430,090	289,598	1,090,722	349,871	3,989,497	73
* WPD Garage	154,901	160,336	11,733	49,428	6,243	104,665	65
** Public Safety	12,021,638	12,140,845	655,328	2,533,295	442,742	9,164,808	75
Public Works							
* Administration	408,442	408,532	19,388	74,190	3,260	331,082	81
* Roads	1,472,284	1,523,906	167,761	350,141	340,269	833,496	55
* Property Maintenance	660,071	669,100	40,620	167,362	49,619	452,119	68
** Public Works	2,540,797	2,601,538	227,769	591,693	393,148	1,616,697	62
Cultural & Recreation Svr							
* Museum	377,817	381,798	19,997	87,732	4,958	289,108	76
* Parks Maintenance	1,055,299	1,059,892	88,710	299,698	21,421	738,773	70
* Library	1,462,794	1,469,234	94,475	329,464	138,369	1,001,401	68
* Recreation Services	122,280	123,625	4,199	22,512	3,160	97,953	79
** Cultural & Recreation Svr	3,018,190	3,034,549	207,381	739,406	167,908	2,127,235	70
Non-Departmental							
* Non-Departmental	3,395,000	3,395,000	8,500	73,793	0	3,321,207	98
** Non-Departmental	3,395,000	3,395,000	8,500	73,793	0	3,321,207	98
*** General Fund	25,554,960	25,799,669	1,350,340	4,809,072	1,289,623	19,700,974	76
CIP Fund							
General Government							
* General Government	260,000	567,764	21,850	36,618	141,620	389,526	69

ACCOUNT DESCRIPTION	ORIGINAL BUDGET	ADJUSTED BUDGET	M-T-D ACTUAL	Y-T-D ACTUAL	CURRENT ENC.	REMAINING BUDGET	PERCENT BUDGET REMAINING
** General Government	260,000	567,764	21,850	36,618	141,620	389,526	69
Public Safety							
* Administration	76,000	2,313,258	0	0	398,903	1,914,355	83
** Public Safety	76,000	2,313,258	0	0	398,903	1,914,355	83
Public Works							
* Roads	45,000	104,190	15,000	15,000	0	89,190	86
* Property Maintenance	40,000	2,202,157	235	5,235	1,763,080	433,842	20
** Public Works	85,000	2,306,347	15,235	20,235	1,763,080	523,032	23
Cultural & Recreation Svr							
* Museum	100,000	171,430	0	0	30,000	141,430	83
* Parks Maintenance	280,000	447,467	0	4,845	108,867	333,755	75
* Library	0	30,000	0	0	0	30,000	100
** Cultural & Recreation Svr	380,000	648,897	0	4,845	138,867	505,185	78
*** CIP Fund	801,000	5,836,266	37,085	61,698	2,442,470	3,332,098	57
Vehicle Replacement Fund							
Public Safety							
* Police-Patrol	200,000	549,885	0	0	353,064	196,821	36
** Public Safety	200,000	549,885	0	0	353,064	196,821	36
Public Works							
* Administration	200,000	236,740	0	46,013	36,740	153,987	65
** Public Works	200,000	236,740	0	46,013	36,740	153,987	65
*** Vehicle Replacement Fund	400,000	786,625	0	46,013	389,804	350,808	45
Right of Way Fund							
Public Works							
* Roads	25,000	65,519	0	0	0	65,519	100
** Public Works	25,000	65,519	0	0	0	65,519	100
*** Right of Way Fund	25,000	65,519	0	0	0	65,519	100
Road							
Public Works							
* Roads	1,025,000	1,495,293	1,683	2,433	1,106,925	385,935	26
** Public Works	1,025,000	1,495,293	1,683	2,433	1,106,925	385,935	26
*** Road	1,025,000	1,495,293	1,683	2,433	1,106,925	385,935	26

ACCOUNT DESCRIPTION	ORIGINAL BUDGET	ADJUSTED BUDGET	M-T-D ACTUAL	Y-T-D ACTUAL	CURRENT ENC.	REMAINING BUDGET	PERCENT BUDGET REMAINING
Technology Replacement Fu							
General Government							
* MIS	144,000	145,754	23,989	24,961	782	120,011	82
** General Government	144,000	145,754	23,989	24,961	782	120,011	82
*** Technology Replacement Fu	144,000	145,754	23,989	24,961	782	120,011	82
Youth Court							
Public Safety							
* Youth Court	89,913	89,913	5,885	18,013	501	71,399	79
** Public Safety	89,913	89,913	5,885	18,013	501	71,399	79
*** Youth Court	89,913	89,913	5,885	18,013	501	71,399	79
Sewer Fund							
Public Works							
* Sewer - General Admin	273,068	273,068	14,250	69,036	7,010	197,022	72
* Sewer - Cust Accting Svc	114,298	119,257	6,983	24,593	0	94,664	79
* Sewer - O&M Treatment	501,784	507,328	30,923	97,504	59,599	350,225	69
* Collection System O & M	340,748	340,748	19,646	75,637	11,049	254,062	75
* Sewer Construction	370,000	1,982,876	0	38,236	900,595	1,044,045	53
* NonDepartmental	32,100	32,100	0	0	0	32,100	100
** Public Works	1,631,998	3,255,377	71,802	305,006	978,253	1,972,118	61
*** Sewer Fund	1,631,998	3,255,377	71,802	305,006	978,253	1,972,118	61
Water Utility Fund							
Public Works							
* Water - General Admin	267,196	267,196	13,756	67,056	5,682	194,458	73
* Water - Cust Accting Svcs	118,098	118,098	7,172	25,567	0	92,531	78
* Water - Treatment Plant	441,275	480,029	22,856	81,264	79,756	319,009	66
* Water - Distribution	335,476	330,517	21,108	56,463	2,396	271,658	82
* Water Construction	220,000	3,470,620	2,285	27,924	2,817,989	624,707	18
* NonDepartmental	34,400	34,400	0	0	0	34,400	100
** Public Works	1,416,445	4,700,860	62,607	258,274	2,905,823	1,536,763	33
*** Water Utility Fund	1,416,445	4,700,860	62,607	258,274	2,905,823	1,536,763	33
Airport Fund							
Public Works							
* Airport	289,290	307,711	18,232	77,855	52,603	177,253	58
* Airport Construction	330,000	784,955	3,000	63,053	345,283	376,619	48

MONTH TO DATE COUNCIL REPORT (UNAUDITED)
FOR FISCAL YEAR 2023
FOR SEPTEMBER 2023

25.0% OF YEAR LAPSED

ACCOUNT DESCRIPTION	ORIGINAL BUDGET	ADJUSTED BUDGET	M-T-D ACTUAL	Y-T-D ACTUAL	CURRENT ENC.	REMAINING BUDGET	PERCENT BUDGET REMAINING
** Public Works	619,290	1,092,666	21,232	140,908	397,886	553,872	51
*** Airport Fund	619,290	1,092,666	21,232	140,908	397,886	553,872	51
C. Menard Sports Center							
Cultural & Recreation Svr							
* CMMSC - Operations	1,519,133	1,524,499	80,004	338,971	36,936	1,148,592	75
* CMMSC Construction	250,000	502,730	14,176	14,893	179,695	308,142	61
** Cultural & Recreation Svr	1,769,133	2,027,229	94,180	353,864	216,631	1,456,734	72
*** C. Menard Sports Center	1,769,133	2,027,229	94,180	353,864	216,631	1,456,734	72
Cemetery Fund							
Cultural & Recreation Svr							
* Cemetery	3,033	6,033	0	375	0	5,658	94
** Cultural & Recreation Svr	3,033	6,033	0	375	0	5,658	94
*** Cemetery Fund	3,033	6,033	0	375	0	5,658	94
	33,479,772	45,301,204	1,668,803	6,020,617	9,728,698	29,551,889	65

BANK CODE

ALL

CHECK DATE	CHECK NUMBER	VENDOR NAME	VENDOR #	CHECK AMOUNT
09/02/2022	99894	HDL ENGINEERING CONSULTANTS LL	367	10,018.75
09/02/2022	99898	INSIGHT PUBLIC SECTOR INC	2066	19,260.84
09/02/2022	99912	MATANUSKA TELECOM ASSOCIATION	23	16,891.37
09/09/2022	99944	BDO USA LLP	2720	10,000.00
09/09/2022	99945	BIRCH HORTON BITTNER & CHEROT	184	10,449.71
09/09/2022	99952	NEOGOV	3417	12,121.00
09/09/2022	99962	STANTEC CONSULTING SERVICES IN	2655	15,188.63
09/16/2022	99990	COMTECH SOLACOM TECHNOLOGIES I	3372	10,672.00
09/16/2022	100014	MATANUSKA ELECTRIC ASSOCIATION	432	77,639.70
09/16/2022	100018	NORTHERN SECURITY SUPPLY INC	61	10,600.00
09/16/2022	100019	NORTHSTAR EXCAVATION AND ASPHA	3410	138,275.00
09/16/2022	100040	WEX BANK	3418	17,614.56
09/23/2022	100042	ALASKA FAMILY SERVICES INC	1743	54,000.00
09/23/2022	100055	MAT SU BOROUGH	438	193,676.71
09/30/2022	100069	ALASKA COMMUNICATIONS SERVICES	2779	19,100.40
09/30/2022	100083	BERING MARINE CORPORATION	652	42,287.35
09/30/2022	100087	CREE INC	3005	15,000.00
09/30/2022	100088	CRW ENGINEERING GROUP LLC	2961	11,859.00
09/30/2022	100090	DELL MARKETING LP	467	23,988.90
09/30/2022	100101	HDL ENGINEERING CONSULTANTS LL	367	12,317.25
09/30/2022	100115	MATANUSKA TELECOM ASSOCIATION	23	16,890.00
09/30/2022	100117	NC MACHINERY CO	43	17,388.40
09/12/2022	993780	FIRST NATIONAL BANK OF ALASKA	870	46,565.62
09/14/2022	993782	IUOE LOCAL 302/612 TRUST FUNDS	2803	89,425.00
09/14/2022	993783	IUOE LOCAL 302/612 TRUST FUNDS	2803	115,245.00
09/16/2022	993785	STATE OF ALASKA SBS	153	48,014.34
09/16/2022	993786	STATE OF ALASKA PERS	152	111,653.55
09/26/2022	993790	FIRST NATIONAL BANK OF ALASKA	870	47,074.75
09/30/2022	993796	STATE OF ALASKA PERS	152	113,003.07
09/30/2022	993797	STATE OF ALASKA SBS	153	48,244.66

DATE RANGE TOTAL *

1,374,465.56 *

City of Wasilla

Investment Report:

For Period Ended:

Fiscal Year 2022

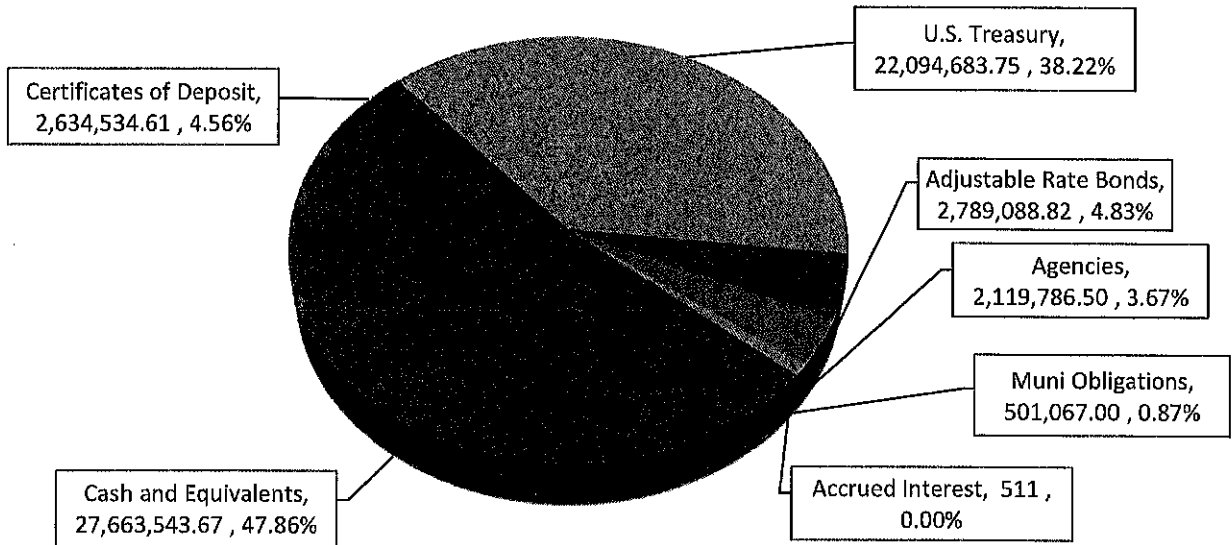
September 30, 2022

SUMMARY:	Total Cost	Market Value	% Allocation
Cash and Equivalents	27,663,543.67	27,663,543.67	47.86%
Certificates of Deposit	2,729,365.90	2,634,534.61	4.56%
U.S. Treasury	23,449,793.28	22,094,683.75	38.22%
Adjustable Rate Bonds	3,394,809.03	2,789,088.82	4.83%
Agencies	2,191,773.80	2,119,786.50	3.67%
Muni Obligations	522,054.00	501,067.00	0.87%
Accrued Interest	-	511	0.00%
	59,951,340	57,803,215	100.00%


SUMMARY:	Q1	Q2	Q3	Q4	Total
Investment earnings	143,820.53	-	-	-	143,820.53
Market value adjustments	(29,573.12)	-	-	-	(29,573.12)
Net revenue (loss)*:	114,247.41	-	-	-	114,247.41

* before professional service fees and bank expenditures

**City of Wasilla
Investment Portfolio - by Category (09/30/2022)**



**City of Wasilla
Investment Portfolio - by Account (9/30/2022)**





CITY OF WASILLA

Finance Department

290 East Herning Avenue

Wasilla, Alaska 99654 7091

Phone (907) 373-9080 Fax (907) 373-9085

WASILLA CITY COUNCIL INFORMATION MEMORANDUM IM No. 22-14

TITLE: Quarterly report of businesses that received a penalty waiver for the third quarter ending September 30, 2022, per WMC 5.16.150 B¹

Business Name	Owner Name	Address	City, State, Zip	Waiver Period	Amount of Penalty	Date Waiver Completed	Approved by:
Angler Electric LLC	Angler Electric LLC	20527 Stephen Cir	Chugiak, AK 99567	May 2022	\$25.00	7/13/22	Joan Miller
Esthetics by Lisa Jean	Lisa Jean	290 Yenlo #38	Wasilla, AK 99654	May 2022	\$28.07	7/13/22	Joan Miller
Northern Trading Group Inc	Northern Trading Group Inc	2521 E Mountain Village Dr	Wasilla, AK 99654	May 2022	\$109.99	7/26/22	Joan Miller
Fritz Skull Works	David Fritz	1631 E Valley Side Cir	Wasilla, AK 99654	May 2022	\$25.00	7/26/22	Joan Miller
Mike's Welding & Fabrication	Mike Mahoney	1281 W Glenkerry Dr	Wasilla, AK 99654	May 2022	\$30.51	7/26/22	Joan Miller
Hulk Moss Removal of Alaska	Elizabeth Redwine	2810 E Tamarak Ave	Wasilla, AK 99654	June 2022	\$25.00	8/19/22	Joan Miller
Snap Doodle Dragon Designs	Shelly Anderson	1250 S Thomas St	Wasilla, AK 99654	June 2022	\$25.00	8/19/22	Joan Miller
Carter's Coffee LLC	Tracey Carter & Kyle Scheibe	1150 E Susitna Dr	Wasilla, AK 99654	July 2022	\$25.00	9/20/22	Joan Miller



CITY OF WASILLA

Finance Department

290 East Herning Avenue

Wasilla, Alaska 99654 7091

Phone (907) 373-9080 Fax (907) 373-9085

The finance director may waive the penalty on an account when; a written application by the seller is made within 45 business days of the penalty assessment; the account is in good standing; and the account has not received a penalty waiver within the last 12-month period. All waivers granted shall be reported to council at least once each calendar quarter.