

By: Public Works Department  
Adopted: August 12, 2013  
Vote: Buswell, Sullivan-Leonard, Wall and Woodruff in favor  
Harris absent and Seat A Vacant

**City of Wasilla  
Resolution Serial No. 13-17**

**A resolution of the Wasilla City Council accepting three Designated Legislative Grants for fiscal year 2014 in the total amount of \$7,106,843.**

WHEREAS, the State of Alaska, Department of Commerce Community and Economic Development has made three grant offers available to the City of Wasilla for fiscal year 2014 as follows:

- |   |             |
|---|-------------|
| 1) Gravel Road Paving                           | \$1,500,000 |
| 2) Sewage Treatment Plant Improvements          | \$3,000,000 |
| 3) South Mack Drive Extension (reappropriation) | \$2,606,843 |

NOW, THEREFORE, BE IT RESOLVED by the Wasilla City Council that it hereby accepts the fiscal year 2014 Designated legislative grants and authorizes the Mayor to execute grant agreements for the referenced projects in the total amount of \$7,106,843.

ADOPTED by the Wasilla City Council on August 12, 2013.

  
VERNE E. RURRIGHT, Mayor

ATTEST:



KRISTIE SMITHERS, MMC, City Clerk

[SEAL]





## CITY COUNCIL LEGISLATION STAFF REPORT


**Resolution Serial No. 13-17: Accepting three Designated Legislative Grants for fiscal year 2014 in the total amount of \$7,106,843.**

Originator: Public Works Director

Date: July 31, 2013

Agenda of: August 12, 2013

| Route to: | Department Head       | Signature   | Date    |
|-----------|-----------------------|---|---------|
| X         | Public Works Director |   | 7/31/13 |
| X         | Finance Director      |   | 7-31-13 |
| X         | Deputy Administrator  |   | 7/31/13 |
| X         | City Clerk            |  | 8/1/13  |

Reviewed by Mayor Verne E. Rupright: 

**Fiscal Impact:**  yes \$7,106,843

**Funds Available:**  yes

**Account name/number:**

Gravel Road Paving State FY14

160-4320-432.45-64

Sewage Treatment Plant Improvements State FY14

310-4359-435.45-29

S. Mack Drive Extension State FY14

160-4320-432.45-65

**Attachments:** Grant offers (2 pages)

CIP Detail Sheets (3 pages)

**Summary Statement:** The State of Alaska Department of Commerce Community and Economic Development has made three grant offers available to the City for fiscal year 2014 as follows:

- |   |             |
|---|-------------|
| 1) Gravel Road Paving                           | \$1,500,000 |
| 2) Sewage Treatment Plant Improvements          | \$3,000,000 |
| 3) South Mack Drive Extension (reappropriation) | \$2,606,843 |

This resolution provides authority to the Mayor to accept and execute grant agreements with the State of Alaska for the referenced projects.

**Recommended Action:** Adopt Resolution Serial No. 13-17.



THE STATE  
of **ALASKA**  
GOVERNOR SEAN PARNELL

Department of Commerce, Community,  
and Economic Development

DIVISION OF COMMUNITY AND REGIONAL AFFAIRS

211 Cushman Street  
Fairbanks, Alaska 99701-4639  
Phone: 907.451.2718  
TDD: 907.465.5437  
Fax: 907.451.2742

June 28, 2013

The Honorable Verne E. Rupright  
Mayor, City of Wasilla  
290 East Herning Avenue  
Wasilla, Alaska 99654-7091

**RECEIVED**

**JUL - 1 2013**

Office of the Mayor  
City of Wasilla

RE: 2014 Designated Legislative Grant

Dear Mayor Rupright:

I am pleased to notify you the City of Wasilla has been appropriated two FY 2014 Designated Legislative Grants per AS 37.05.315, Grants to Municipalities. Listed below are the grant projects and award amounts:

| Grant Number | Project Name                        | Award Amount    |
|--------------|-------------------------------------|-----------------|
| 14-DC-143    | Gravel Road Paving                  | \$ 1,500,000.00 |
| 14-DC-144    | Sewage Treatment Plant Improvements | \$ 3,000,000.00 |

In order to receive grant funds, a grant agreement must be executed for each award. Please provide the following information within 30 days:

- A scope of work for each project which includes a brief description, proposed timeline and budget narrative. Enclosed are the Total Project Snapshots (TPS) for your reference.
- Completed Signatory Authority Form

Upon receipt of the requested information, I will prepare and send the grant agreements for signature.

The latest Designated Legislative Handbook is available online at <http://commerce.alaska.gov/dnn/dcra/GrantsSection/DLGrants.aspx> and should answer any questions you have regarding management and use of grant funds. I have included a hard copy for your convenience. Congratulations on these awards. I look forward to working with you to ensure the success of each project. If you have any additional questions, please contact me via phone at (907) 451-2718 or email [kimberly.phillips@alaska.gov](mailto:kimberly.phillips@alaska.gov).

Sincerely,

Kimberly Phillips  
Grant Administrator II

Enclosures



THE STATE  
of ALASKA

GOVERNOR SEAN PARNELL

Department of Commerce, Community,  
and Economic Development

DIVISION OF COMMUNITY AND REGIONAL AFFAIRS

211 Cushman Street  
Fairbanks, Alaska 99701-4639  
Phone: 907.451.2718  
TDD: 907.465.5437  
Fax: 907.451.2742

June 28, 2013

The Honorable Verne E. Rupright  
Mayor, City of Wasilla  
290 East Herning Avenue  
Wasilla, Alaska 99654-7091

RECEIVED

JUL - 1 2013

Office of the Mayor  
City of Wasilla

RE: FY 2014 Reappropriation

Dear Mayor Rupright:

The Governor and Legislature have approved reappropriation of the grants listed below to a new FY 2014 Designated Legislative Grant per AS 37.05.315 (Grants to Municipalities) for the purpose of Extension of South Mack Drive.

| Repealed Grant # | Project Name               | Current Balance |
|------------------|----------------------------|-----------------|
| 08-DC-414        | South Mack Drive Extension | \$615,877.95    |
| 09-DC-539        | South Mack Drive Extension | \$1,990,964.63  |

In order for the department to enter into an agreement for the new project, we must close out the existing grant. Please submit a final financial/progress report for the period ending June 30, 2013 and mail the report to my attention no later than July 30, 2013. Once the report has been received and approved, the existing grant will be officially closed and a new grant agreement can be prepared.

In preparation for the new grant agreement please submit the following information:

- A scope of work for this project which includes a brief project description, proposed timeline and budget narrative.
- Completed Signatory Authority Form

Upon receipt of the requested information I will prepare and send the grant agreement for signature. If you have any questions, please contact me via phone at (907) 451-2718 or email at [kimberly.phillips@alaska.gov](mailto:kimberly.phillips@alaska.gov).

Sincerely,

  
Kimberly Phillips

Grants Administrator II

Enclosure

City Of Wasilla  
 Capital Improvement Project Detail  
 Fiscal Year 2011  
 Through Fiscal Year 2015

Project Title:

Project Number:   
 (Assigned By Finance Department)

Project Description:

Department/Div.:

Ranking:   
 (Assigned By Administration)

**Project Narrative:**

This project will extend S. Mack Drive from the Sports Center to Knik-Goose Bay Road. This project includes a crossing of Lucille Creek, and it has the potential to line up with Clapp Road for a future 4-way intersection with Knik-Goose Bay Road and Fairview Loop. The City's grant funding will be used to complete the final design, acquire right-of-way, relocate utilities, provide for construction administration and add construction funding to the Borough road bond funding.

**Impact on Operating Budget:**

This adds one-half mile of road at \$15,000 cost per mile to maintain. Use \$7,500 increase to operation budget.

**Project Cost Summary**

**Expenditure Category:**

|                   | Prior Budget | Project Expenditures To Date | Project Balance | Additions      |                |                |                  |                | Total CIP Cost   |
|-------------------|--------------|------------------------------|-----------------|----------------|----------------|----------------|------------------|----------------|------------------|
|                   |              |                              |                 | Fiscal YR 2011 | Fiscal YR 2012 | Fiscal YR 2013 | Fiscal YR 2014   | Fiscal YR 2015 |                  |
| Administration/OH | -            | -                            | -               | -              | -              | -              | -                | -              | -                |
| Land              | -            | -                            | -               | -              | -              | -              | 700,000          | -              | 700,000          |
| Design Services   | -            | -                            | -               | -              | -              | -              | -                | -              | -                |
| Engineering       | -            | -                            | -               | -              | -              | -              | 300,000          | -              | 300,000          |
| Construction      | -            | -                            | -               | -              | -              | -              | 1,606,843        | -              | 1,606,843        |
| Equipment         | -            | -                            | -               | -              | -              | -              | -                | -              | -                |
| Other Services    | -            | -                            | -               | -              | -              | -              | -                | -              | -                |
| Contingency       | -            | -                            | -               | -              | -              | -              | -                | -              | -                |
| <b>Totals</b>     | <b>-</b>     | <b>-</b>                     | <b>-</b>        | <b>-</b>       | <b>-</b>       | <b>-</b>       | <b>2,606,843</b> | <b>-</b>       | <b>2,606,843</b> |

**Funding Source Summary**

**Funding Sources:**

|                        | Prior Budget | Project Revenue To Date | Project Balance | Additions      |                |                |                  |                | Total CIP Funding |
|------------------------|--------------|-------------------------|-----------------|----------------|----------------|----------------|------------------|----------------|-------------------|
|                        |              |                         |                 | Fiscal YR 2011 | Fiscal YR 2012 | Fiscal YR 2013 | Fiscal YR 2014   | Fiscal YR 2015 |                   |
| 160-4320-432.45        | -            | -                       | -               | -              | -              | -              | -                | -              | -                 |
| State:                 | -            | -                       | -               | -              | -              | -              | -                | -              | -                 |
| Legislative Grant FY14 | -            | -                       | -               | -              | -              | -              | 2,606,843        | -              | 2,606,843         |
|                        | -            | -                       | -               | -              | -              | -              | -                | -              | -                 |
| Local:                 | -            | -                       | -               | -              | -              | -              | -                | -              | -                 |
| Operating Transfers    | -            | -                       | -               | -              | -              | -              | -                | -              | -                 |
|                        | -            | -                       | -               | -              | -              | -              | -                | -              | -                 |
| <b>Totals</b>          | <b>-</b>     | <b>-</b>                | <b>-</b>        | <b>-</b>       | <b>-</b>       | <b>-</b>       | <b>2,606,843</b> | <b>-</b>       | <b>2,606,843</b>  |

Cost Beyond 5-Year Program:

City Of Wasilla  
 Capital Improvement Project Detail  
 Fiscal Year 2013  
 Through Fiscal Year 2017

Project Title:

Project Number:   
 (Assigned By Finance Department)

Project Description:

Ranking:   
 (Assigned By Administration)

Department/Div.:

**Project Narrative:**  
 To expand the capacity at the sewer plant to include new drainfields and other improvements.



**Impact on Operating Budget:**  
 None

**Project Cost Summary**

Expenditure Category:

|                   | Prior Budget | Project Expenditures To Date | Project Balance | Additions      |                     |                |                |                | Total CIP Cost      |
|-------------------|--------------|------------------------------|-----------------|----------------|---------------------|----------------|----------------|----------------|---------------------|
|                   |              |                              |                 | Fiscal YR 2013 | Fiscal YR 2014      | Fiscal YR 2015 | Fiscal YR 2016 | Fiscal YR 2017 |                     |
| Administration/OH | \$ -         | \$ -                         | \$ -            | \$ -           | \$ -                | \$ -           | \$ -           | \$ -           | \$ -                |
| Land              | -            | -                            | -               | -              | -                   | -              | -              | -              | -                   |
| Design Services   | -            | -                            | -               | -              | -                   | -              | -              | -              | -                   |
| Engineering       | -            | -                            | -               | -              | 300,000             | -              | -              | -              | 300,000             |
| Construction      | -            | -                            | -               | -              | 2,700,000           | -              | -              | -              | 2,700,000           |
| Equipment         | -            | -                            | -               | -              | -                   | -              | -              | -              | -                   |
| Other Services    | -            | -                            | -               | -              | -                   | -              | -              | -              | -                   |
| Contingency       | -            | -                            | -               | -              | -                   | -              | -              | -              | -                   |
| <b>Totals</b>     | <b>\$ -</b>  | <b>\$ -</b>                  | <b>\$ -</b>     | <b>\$ -</b>    | <b>\$ 3,000,000</b> | <b>\$ -</b>    | <b>\$ -</b>    | <b>\$ -</b>    | <b>\$ 3,000,000</b> |

**Funding Source Summary**

Funding Sources:

|               | Prior Budget | Project Revenue To Date | Project Balance | Additions      |                     |                |                |                | Total CIP Funding   |
|---------------|--------------|-------------------------|-----------------|----------------|---------------------|----------------|----------------|----------------|---------------------|
|               |              |                         |                 | Fiscal YR 2013 | Fiscal YR 2014      | Fiscal YR 2015 | Fiscal YR 2016 | Fiscal YR 2017 |                     |
| Local:        |              |                         |                 |                |                     |                |                |                |                     |
| State Grant   | \$ -         | \$ -                    | \$ -            | \$ -           | \$ 3,000,000        |                |                |                | \$ 3,000,000        |
| <b>Totals</b> | <b>\$ -</b>  | <b>\$ -</b>             | <b>\$ -</b>     | <b>\$ -</b>    | <b>\$ 3,000,000</b> | <b>\$ -</b>    | <b>\$ -</b>    | <b>\$ -</b>    | <b>\$ 3,000,000</b> |

Cost Beyond 5-Year Program:

City Of Wasilla  
Capital Improvement Project Detail  
Fiscal Year 2013  
Through Fiscal Year 2017

Project Title:

Project Number:   
(Assigned By Finance Department)

Project Description:

Ranking:   
(Assigned By Administration)

Department/Div.:

**Project Narrative:**  
Strip paving of gravel roads including drainage improvements to reduce maintenance costs and improve dust control. Funding for both LID neighborhood roads and non-LID collector roads. This project also will provide for the phased conversion of street lighting to LED type fixtures spending \$5,000 - \$15,000 annually that will reduce maintenance costs.



**Impact on Operating Budget:**

**Project Cost Summary**

**Expenditure Category:**

|                   | Prior Budget | Project Expenditures To Date | Project Balance | Additions      |                     |                   |                   |                   | Total CIP Cost      |
|-------------------|--------------|------------------------------|-----------------|----------------|---------------------|-------------------|-------------------|-------------------|---------------------|
|                   |              |                              |                 | Fiscal YR 2013 | Fiscal YR 2014      | Fiscal YR 2015    | Fiscal YR 2016    | Fiscal YR 2017    |                     |
| Administration/OH | \$ -         | \$ -                         | \$ -            | \$ -           | \$ -                | \$ -              | \$ -              | \$ -              | \$ -                |
| Land              | -            | -                            | -               | -              | -                   | -                 | -                 | -                 | -                   |
| Design Services   | -            | -                            | -               | -              | -                   | -                 | -                 | -                 | -                   |
| Engineering       | -            | -                            | -               | -              | -                   | -                 | -                 | -                 | -                   |
| Construction      | -            | -                            | -               | -              | 1,500,000           | 100,000           | 100,000           | 100,000           | 1,800,000           |
| Equipment         | -            | -                            | -               | -              | -                   | -                 | -                 | -                 | -                   |
| Other Services    | -            | -                            | -               | -              | -                   | -                 | -                 | -                 | -                   |
| Contingency       | -            | -                            | -               | -              | -                   | -                 | -                 | -                 | -                   |
| <b>Totals</b>     | <b>\$ -</b>  | <b>\$ -</b>                  | <b>\$ -</b>     | <b>\$ -</b>    | <b>\$ 1,500,000</b> | <b>\$ 100,000</b> | <b>\$ 100,000</b> | <b>\$ 100,000</b> | <b>\$ 1,800,000</b> |

**Funding Source Summary**

**Funding Sources:**

|                     | Prior Budget | Project Revenue To Date | Project Balance | Additions      |                     |                   |                   |                   | Total CIP Funding |
|---------------------|--------------|-------------------------|-----------------|----------------|---------------------|-------------------|-------------------|-------------------|-------------------|
|                     |              |                         |                 | Fiscal YR 2013 | Fiscal YR 2014      | Fiscal YR 2015    | Fiscal YR 2016    | Fiscal YR 2017    |                   |
| Local:              |              |                         |                 |                |                     |                   |                   |                   |                   |
| Operating Transfers |              |                         |                 |                |                     |                   |                   |                   |                   |
| General Fund        | \$ -         | \$ -                    | \$ -            | \$ -           | \$ -                | \$ 100,000        | \$ 100,000        | \$ 100,000        | \$ 300,000        |
| State Grant         | -            | -                       | -               | -              | 1,500,000           | -                 | -                 | -                 | -                 |
| <b>Totals</b>       | <b>\$ -</b>  | <b>\$ -</b>             | <b>\$ -</b>     | <b>\$ -</b>    | <b>\$ 1,500,000</b> | <b>\$ 100,000</b> | <b>\$ 100,000</b> | <b>\$ 100,000</b> | <b>\$ 300,000</b> |

**Cost Beyond 5-Year Program:**