

Non-Code Ordinance

By: Public Works

Introduced: October 28, 2013

Public Hearing: November 25, 2013

Adopted: November 25, 2013

Vote: Buswell, Harris, O'Barr, Sullivan-Leonard, Wall and Wilson in favor

**City of Wasilla
Ordinance Serial No. 13-34**

An ordinance of the Wasilla City Council amending the Fiscal Year 2014 Budget by appropriating \$45,000 from the General Fund, Fund Balance, for the Curtis D. Menard Memorial Sports Center Electrical Additions

Section 1. Classification. This is a non-code ordinance.

Section 2. Purpose. To amend the FY2014 budget by appropriating \$45,000 from the General Fund, Fund Balance, for Menard Center electrical additions to the south parking lot.

Section 3. Appropriation of Funds. The funds are appropriated to the following:


South Parking Lot Electrical	340-4539-453.45-25	\$45,000
Transfer, General Fund	001-4990-499.99-34	\$45,000

Section 4. Source of Funds

Transfer, General Fund	340-0000-391.10-01	\$45,000
General Fund, Fund Balance	001-0000-253.20-00	\$45,000

Section 5. Effective date. This ordinance shall take effect upon adoption by the Wasilla City Council.

ADOPTED by the Wasilla City Council on November 25, 2013.


VERNE E. RUPRIGHT, Mayor

ATTEST:


KRISTIE SMITHERS, MMC, City Clerk

[SEAL]





CITY OF
WASILLA
 • ALASKA •

CITY COUNCIL LEGISLATION STAFF REPORT

Ordinance Serial No. 13-34: Amending the Fiscal Year 2014 Budget by appropriating \$45,000 from the General Fund, Fund Balance for the Curtis D. Menard Memorial Sports Center Electrical Additions.

Originator: Public Works Director
 Date: October 16, 2013

Agenda of: October 28, 2013

Route to:	Department Head	Signature	Date
X	Public Works Director		10/16/13
X	Finance Director		10/17/13
X	Deputy Administrator		10/22/13
X	City Clerk		10/22/13

Reviewed by Mayor Verne E. Rupright: 

Fiscal Impact: yes \$45,000 **Funds Available:** yes
Account name/number: South Parking Lot Electrical/340-4539-453-45-25

Attachments: Site Plan (1 page)

Summary Statement: This project was bid on May 10, 2013 through ITB-0425-0-2013/AG with Schedule A to complete the emergency generator tie-in at the Menard Center, and with Schedule B to install a transformer with eight 50 amp heavy duty outside electrical outlets on 4 pedestals in the south parking lot. The emergency generator tie-in is scheduled to be completed by December 31, 2013.

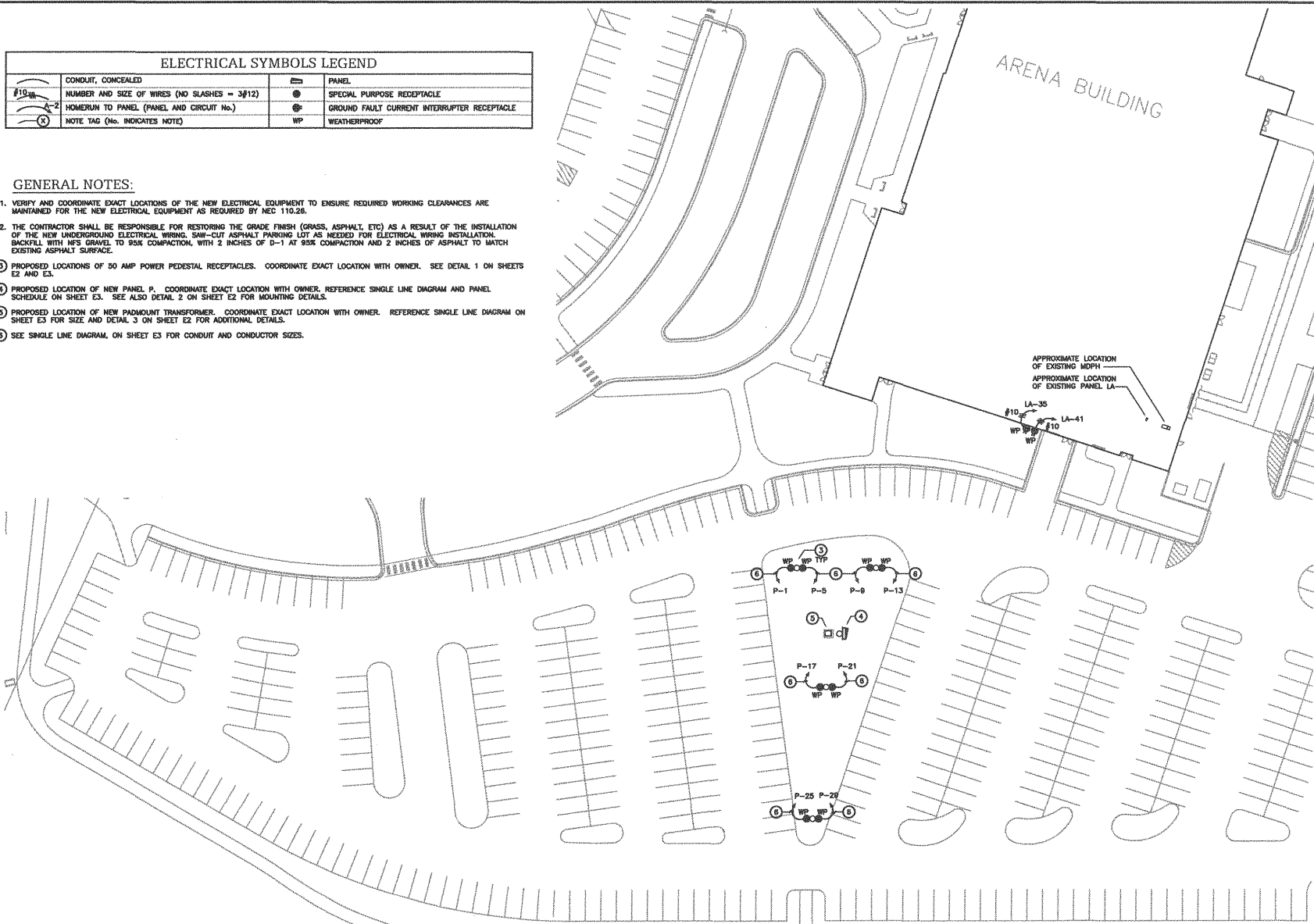
Funding is needed to complete the south parking lot electrical additions in June 2014. The heavy duty electrical outlets are designed to be expanded with spider boxes to serve up to 32 recreational vehicles or support vehicles in the event the Menard Center is used as an emergency shelter.

Recommended Action: Adopt Ordinance Serial No. 13-34.

ELECTRICAL SYMBOLS LEGEND			
	CONDUIT, CONCEALED		PANEL
	NUMBER AND SIZE OF WIRES (NO SLASHES = 3#12)		SPECIAL PURPOSE RECEPTACLE
	HOME-RUN TO PANEL (PANEL AND CIRCUIT No.)		GROUND FAULT CURRENT INTERRUPTER RECEPTACLE
	NOTE TAG (No. INDICATES NOTE)		WEATHERPROOF

GENERAL NOTES:

1. VERIFY AND COORDINATE EXACT LOCATIONS OF THE NEW ELECTRICAL EQUIPMENT TO ENSURE REQUIRED WORKING CLEARANCES ARE MAINTAINED FOR THE NEW ELECTRICAL EQUIPMENT AS REQUIRED BY NEC 110.26.
2. THE CONTRACTOR SHALL BE RESPONSIBLE FOR RESTORING THE GRADE FINISH (GRASS, ASPHALT, ETC) AS A RESULT OF THE INSTALLATION OF THE NEW UNDERGROUND ELECTRICAL WIRING. SAW-CUT ASPHALT PARKING LOT AS NEEDED FOR ELECTRICAL WIRING INSTALLATION. BACKFILL WITH 1/2" GRAVEL TO 95% COMPACTION WITH 2 INCHES OF D-1 AT 95% COMPACTION AND 2 INCHES OF ASPHALT TO MATCH EXISTING ASPHALT SURFACE.
3. PROPOSED LOCATIONS OF 50 AMP POWER PEDESTAL RECEPTACLES. COORDINATE EXACT LOCATION WITH OWNER. SEE DETAIL 1 ON SHEETS E2 AND E3.
4. PROPOSED LOCATION OF NEW PANEL P. COORDINATE EXACT LOCATION WITH OWNER. REFERENCE SINGLE LINE DIAGRAM AND PANEL SCHEDULE ON SHEET E3. SEE ALSO DETAIL 2 ON SHEET E2 FOR MOUNTING DETAILS.
5. PROPOSED LOCATION OF NEW PADMOUNT TRANSFORMER. COORDINATE EXACT LOCATION WITH OWNER. REFERENCE SINGLE LINE DIAGRAM ON SHEET E3 FOR SIZE AND DETAIL. 3 ON SHEET E2 FOR ADDITIONAL DETAILS.
6. SEE SINGLE LINE DIAGRAM, ON SHEET E3 FOR CONDUIT AND CONDUCTOR SIZES.



1 ELECTRICAL SITE PLAN
E1 SCALE: 1" = 30'-0"



**MENARD SPORTS COMPLEX
POWER PEDESTAL ADDITION**
Wasilla, Alaska

Revisions		
No.	Description	Date

Drawn: **BAB**
Checked: **BAB**
Date: **04-22-13**
Job No: **2013.025.0**

Sheet Contents
**ELECTRICAL LEGEND,
AND ELECTRICAL
SITE PLAN**

Drawing No.
E1