

Date of Action:	
Approved <input type="checkbox"/>	Denied <input type="checkbox"/>
By:	





**CITY COUNCIL ACTION MEMORANDUM**

**AM No. 13-39: Contract Award to Clemens Electrical in the amount of \$42,930 for the Menard Sports Center Power Pedestal Electrical Addition.**

Originator: Public Works Director

Date: November 13, 2013

Agenda of: November 25, 2013

Route to:	Department Head	Signature	Date
X	Public Works Director		11/13/13
X	Finance Director		11-14-13
X	Deputy Administrator		11-14-13
X	City Clerk		11/14/13

Reviewed by Mayor Verne E. Rupright: 

**Fiscal Impact:**  yes \$42,930      **Funds Available:**  yes

**Account name/number:** South Parking Lot Electrical/340-4539-453-45-25

**Attachments:** Bid Specification (2 pages)

**Summary Statement:** This Invitation to Bid was advertised on April 25, 2013 with a bid opening on May 10, 2013 through ITB No. 0425-0-2013/AG. The following bids were received:

Clemens Electrical	\$97,195
Marshals Electric	\$99,888
Nodak Electric	\$100,220
Tesla Electric	\$127,138
Premiere Electric	\$155,400

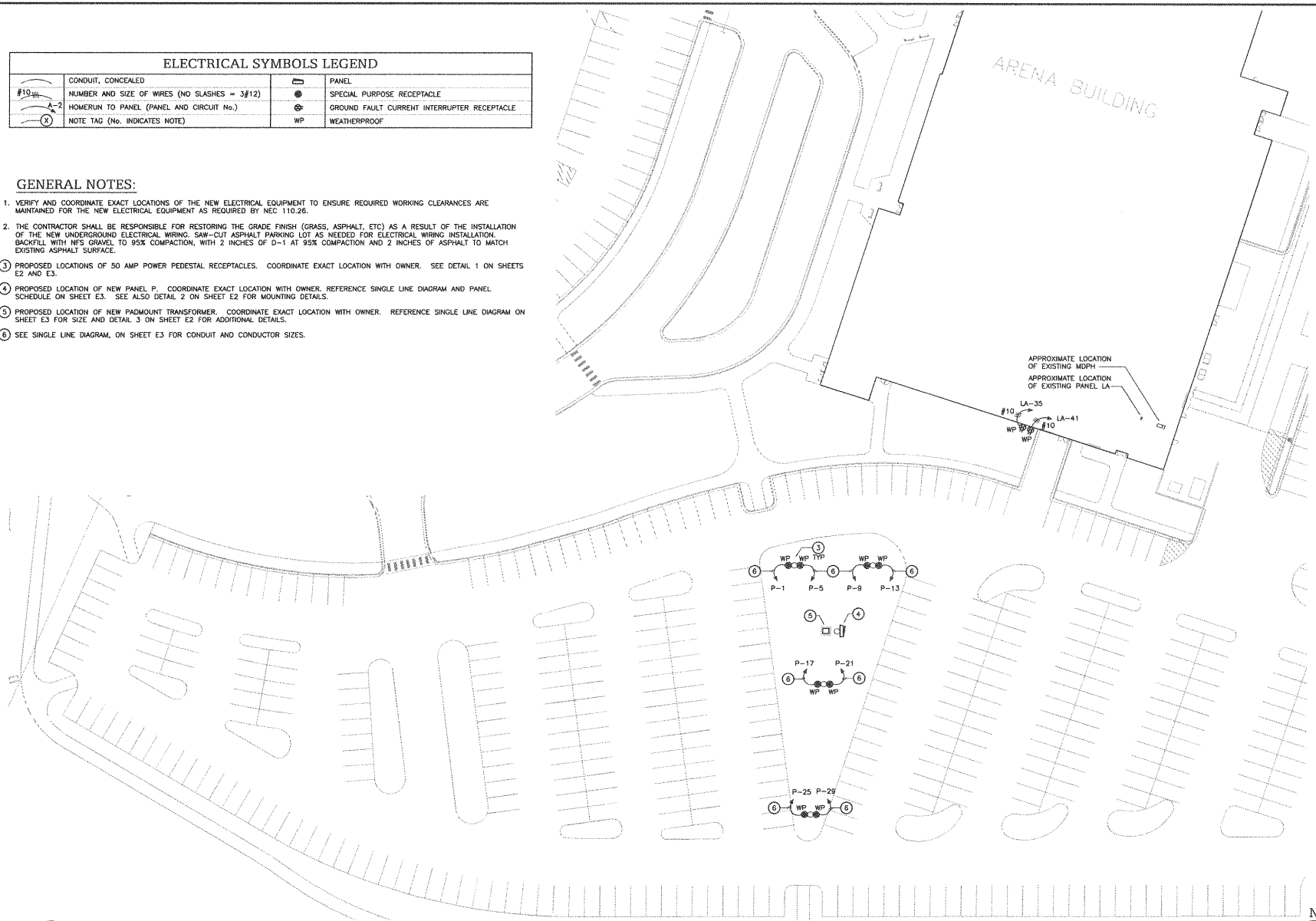
The bids represent two schedules of work, Schedule A to tie-in the 400 kW standby generator and Schedule B for the power pedestal additions to the south parking lot. Clemens Electric was awarded the Schedule A work through Action Memorandum No. 13-20 on June 10, 2013 in the amount of \$54,265. The balance of the contract, Schedule B is now being proposed for award in the amount of \$42,930.

**Staff Recommendation:** Adopt AM No. 13-39.

ELECTRICAL SYMBOLS LEGEND			
	CONDUIT, CONCEALED		PANEL
	NUMBER AND SIZE OF WIRES (NO SLASHES = 3#12)		SPECIAL PURPOSE RECEPTACLE
	HOME RUN TO PANEL (PANEL AND CIRCUIT No.)		GROUND FAULT CURRENT INTERRUPTER RECEPTACLE
	NOTE TAG (No. INDICATES NOTE)		WEATHERPROOF

**GENERAL NOTES:**

1. VERIFY AND COORDINATE EXACT LOCATIONS OF THE NEW ELECTRICAL EQUIPMENT TO ENSURE REQUIRED WORKING CLEARANCES ARE MAINTAINED FOR THE NEW ELECTRICAL EQUIPMENT AS REQUIRED BY NEC 110.26.
2. THE CONTRACTOR SHALL BE RESPONSIBLE FOR RESTORING THE GRADE FINISH (GRASS, ASPHALT, ETC) AS A RESULT OF THE INSTALLATION OF THE NEW UNDERGROUND ELECTRICAL WIRING. SAW-CUT ASPHALT PARKING LOT AS NEEDED FOR ELECTRICAL WIRING INSTALLATION. BACKFILL WITH N#5 GRAVEL TO 95% COMPACTION, WITH 2 INCHES OF D-1 AT 95% COMPACTION AND 2 INCHES OF ASPHALT TO MATCH EXISTING ASPHALT SURFACE.
3. PROPOSED LOCATIONS OF 50 AMP POWER PEDESTAL RECEPTACLES. COORDINATE EXACT LOCATION WITH OWNER. SEE DETAIL 1 ON SHEETS E2 AND E3.
4. PROPOSED LOCATION OF NEW PANEL P. COORDINATE EXACT LOCATION WITH OWNER. REFERENCE SINGLE LINE DIAGRAM AND PANEL SCHEDULE ON SHEET E3. SEE ALSO DETAIL 2 ON SHEET E2 FOR MOUNTING DETAILS.
5. PROPOSED LOCATION OF NEW PADMOUNT TRANSFORMER. COORDINATE EXACT LOCATION WITH OWNER. REFERENCE SINGLE LINE DIAGRAM ON SHEET E3 FOR SIZE AND DETAIL 3 ON SHEET E2 FOR ADDITIONAL DETAILS.
6. SEE SINGLE LINE DIAGRAM, ON SHEET E3 FOR CONDUIT AND CONDUCTOR SIZES.



**MENARD SPORTS COMPLEX  
POWER PEDESTAL ADDITION**

Wasilla, Alaska

Revisions		
No.	Description	Date

Drawn: BAB  
 Checked: BAB  
 Date: 04-22-13  
 Job No: 2013.025.0

Sheet Contents  
 ELECTRICAL LEGEND,  
 AND ELECTRICAL  
 SITE PLAN

Drawing No.  
**E1**

**1** ELECTRICAL SITE PLAN  
 E1 SCALE: 1" = 30'-0"