




## CITY COUNCIL INFORMATIONAL MEMORANDUM


IM No. 13-15: Monthly financial reports for the period ending September 30, 2013; to include the Month-To-Date Expenditure Report, Disbursements Greater than \$5,000, Investment Report and the Quarterly Report of Businesses Receiving a Penalty Waiver For Sales Tax.

Originator: Troy Tankersley, Finance Director

Date: 11/12/2013

Agenda of: 11/25/2013

Route to:	Department Head	Signature	Date
X	Finance Director		11/13/13
X	Deputy Administrator		11/13/13
X	City Clerk		11/14/13

Reviewed by Mayor Verne E. Rupright: 

Fiscal Impact:  yes or  no

Funds Available:  yes or  no

Account name/number/amount: N/A

Attachments: See below.

**Summary Statement:** Attached for your review are the following financial reports for the period ending September 30, 2013:

	Page Number
• Month-To-Date Expenditure Report	2
• Expenditures Greater Than \$5,000 (for the period September 1, 2013 through September 30, 2013)	6
• Quarterly Investment Report, Ending September 30, 2013	7
• Quarterly Report Of Businesses That Received A Penalty Waiver For Sales Tax For The Third Calendar Quarter Ending September 30, 2013; Per WMC 5.16.150(B)	9

MONTH TO DATE COUNCIL REPORT  
FOR FISCAL YEAR 2014  
FOR SEPTEMBER 2013

(UNAUDITED)

17% OF YEAR LAPSED

ACCOUNT DESCRIPTION	ORIGINAL BUDGET	ADJUSTED BUDGET	M-T-D ACTUAL	Y-T-D ACTUAL	CURRENT ENC.	REMAINING BUDGET	PERCENT BUDGET REMAINING
General Fund							
General Government	365,084	365,084	29,019	77,318	29,485	258,281	71
Clerk's Office	81,023	81,023	4,566	13,519	2,000	65,504	81
Records Management	150,132	150,132	10,952	16,838	62,881	70,413	47
Council	321,923	321,923	24,602	76,691	2,038	243,194	76
Administration	179,279	179,279	11,239	46,379	9,480	123,420	69
General & Administrative	222,920	222,920	15,430	47,025	5,097	170,798	77
Human Resources	295,747	296,998	19,486	57,952	10,397	228,649	77
Planning	1,078,389	1,078,389	81,076	241,323	28,903	808,163	75
Finance	280,082	287,592	21,546	69,081	37,650	180,861	63
MIS	2,974,579	2,983,340	217,916	646,126	187,931	2,149,283	72
Public Safety	620,969	620,969	41,529	134,580	87,981	398,408	64
Administration	158,192	158,192	15,457	45,073	0	143,119	90
MultiTask Drug Enforcemnt	353,283	353,283	25,600	89,792	31	263,460	75
General Investigation	2,986,739	3,021,995	186,168	784,663	35,256	2,202,076	73
Police-Patrol	173,887	173,887	13,582	53,507	0	120,380	69
Mat Su SRO	2,678,315	2,678,315	159,843	508,453	2,975	2,166,887	81
Dispatch Center	165,649	165,649	13,311	51,254	0	114,395	69
Code Compliance	7,137,034	7,172,290	440,490	1,637,685	126,243	5,408,362	75
Public Works	496,542	496,542	41,188	122,727	290	373,525	75
Administration	1,125,417	1,125,417	63,980	244,297	248,258	632,862	56
Roads	592,094	592,094	33,417	135,941	41,788	414,365	70
Property Maintenance	105,117	105,117	6,420	38,966	34,318	31,833	30
Meta Rose Square	2,319,170	2,319,170	145,005	541,931	324,654	1,452,585	63
Cultural & Recreation Svr	205,430	205,430	13,794	49,825	4,632	150,973	73
Museum	739,395	739,395	58,311	238,942	28,500	481,953	65
Parks Maintenance	1,028,184	1,031,184	73,822	241,491	43,200	746,493	72
Library	70,535	70,535	1,938	17,341	0	53,194	75
Recreation Services	2,043,544	2,046,544	148,465	537,599	76,332	1,432,613	70
Debt Service	417,744	417,744	0	0	0	417,744	100
2007(1998) GO Bond - Road	417,744	417,744	0	0	0	417,744	100
Debt Service	1,580,054	1,580,054	9,489	1,474,860	4,194	101,000	6
Non-Departmental	1,580,054	1,580,054	9,489	1,474,860	4,194	101,000	6
Non-Departmental	16,472,125	16,519,142	961,365	4,838,201	719,354	10,961,587	66
General Fund							

MONTH TO DATE COUNCIL REPORT (UNAUDITED)  
FOR FISCAL YEAR 2014  
FOR SEPTEMBER 2013

17% OF YEAR LAPSED

ACCOUNT DESCRIPTION	ORIGINAL BUDGET	ADJUSTED BUDGET	M-T-D ACTUAL	Y-T-D ACTUAL	CURRENT ENC.	REMAINING BUDGET	PERCENT BUDGET REMAINING
CIP Fund							
* General Government							
Gen Gov't Construction	67,800	129,000	1,890	5,390	30,910	92,700	72
** General Government							
Public Safety	67,800	129,000	1,890	5,390	30,910	92,700	72
* Administration	4,325,399	4,347,399	0	0	0	4,347,399	100
** Public Safety							
Public Works	4,325,399	4,347,399	0	0	0	4,347,399	100
* Roads	215,000	509,207	3,348	3,348	356,079	149,780	29
* Property Maintenance	85,000	241,074	0	0	0	241,074	100
* Planning	0	40,000	0	0	0	40,000	100
** Cultural & Recreation Svr							
Museum	300,000	790,281	3,348	3,348	356,079	430,854	55
* Parks Maintenance	0	17,457	0	0	0	17,457	100
* Library	25,000	2,460,054	5,062	45,051	128,774	2,286,229	93
** Cultural & Recreation Svr							
Cultural & Recreation Svr	25,000	2,645,141	5,062	45,051	296,224	2,303,866	87
** CIP Fund	4,718,199	7,911,821	10,300	53,789	683,213	7,174,819	91
Vehicle Replacement Fund							
* Public Safety	150,000	175,619	9,373	27,159	0	148,460	85
Police-Patrol	150,000	175,619	9,373	27,159	0	148,460	85
** Public Safety							
Public Works	85,000	126,310	0	0	41,310	85,000	67
* Administration	85,000	126,310	0	0	41,310	85,000	67
** Public Works							
Vehicle Replacement Fund	235,000	301,929	9,373	27,159	41,310	233,460	77
Right of Way Fund							
* Public Works	25,000	61,992	0	0	0	61,992	100
Roads	25,000	61,992	0	0	0	61,992	100
** Public Works							
Right of Way Fund	25,000	61,992	0	0	0	61,992	100
Read							
Public Works							

MONTH TO DATE COUNCIL REPORT (UNAUDITED)  
FOR FISCAL YEAR 2014  
FOR SEPTEMBER 2013

17% OF YEAR LAPSED

ACCOUNT DESCRIPTION	ORIGINAL BUDGET	ADJUSTED BUDGET	M-T-D ACTUAL	Y-T-D ACTUAL	CURRENT ENC.	REMAINING BUDGET	PERCENT BUDGET REMAINING
* Roads	1,500,000	9,754,500	225,747	302,045	1,482,101	7,970,354	82
** Public Works	1,500,000	9,754,500	225,747	302,045	1,482,101	7,970,354	82
*** Road	1,500,000	9,754,500	225,747	302,045	1,482,101	7,970,354	82
Technology Replacement Fu							
* General Government	0	41,592	0	0	0	41,592	100
* Gen Gov't Construction	45,600	45,600	658	1,278	0	44,322	97
MIS							
** General Government	45,600	87,192	658	1,278	0	85,914	99
*** Technology Replacement Fu	45,600	87,192	658	1,278	0	85,914	99
Youth Court							
* Public Safety	177,913	177,913	13,185	39,045	298	138,570	78
* Youth Court	177,913	177,913	13,185	39,045	298	138,570	78
** Public Safety	177,913	177,913	13,185	39,045	298	138,570	78
*** Youth Court	177,913	177,913	13,185	39,045	298	138,570	78
Sewer Fund							
* Public Works	246,670	246,670	13,417	52,540	7,554	186,576	76
* Sewer - General Admin	80,984	80,984	4,099	12,242	1,289	67,453	83
* Sewer - Cust Accting Svc	420,594	420,594	28,506	84,580	41,127	294,887	70
* Sewer - O&M Treatment	305,853	305,853	21,157	69,047	0	235,806	77
* Collection System O & M	19,869	19,869	2,554	2,554	0	17,315	87
* Sewer - Non-Operating	3,050,000	3,828,408	100,275	95,379	57,057	3,675,972	96
* Sewer Construction	16,500	16,500	0	16,500	0	0	0
* NonDepartmental							
** Public Works	4,140,470	4,918,878	170,008	332,842	107,027	4,479,009	91
*** Sewer Fund	4,140,470	4,918,878	170,008	332,842	107,027	4,479,009	91
Water Utility Fund							
* Public Works	191,709	191,709	13,367	53,689	5,638	132,382	69
* Water - General Admin	81,305	81,305	4,099	12,242	1,289	67,774	83
* Water - Cust Accting Svcs	319,535	319,535	18,945	53,204	26,030	240,301	75
* Water - Treatment Plant	248,969	248,969	19,051	57,929	0	191,040	77
* Water - Distribution	247,456	247,456	2,250	11,792	0	235,664	95
* Water - Non-Operating	90,000	678,623	23,655	45,816	54,091	578,716	85
* Water Construction	14,500	14,500	0	14,500	0	0	0
* NonDepartmental							

MONTH TO DATE COUNCIL REPORT  
FOR FISCAL YEAR 2014  
FOR SEPTEMBER 2013

(UNAUDITED)

ACCOUNT DESCRIPTION	ORIGINAL BUDGET	ADJUSTED BUDGET	M-T-D ACTUAL	Y-T-D ACTUAL	CURRENT ENC.	REMAINING BUDGET	PERCENT BUDGET REMAINING
** Public Works	1,193,474	1,782,097	81,367	249,172	87,048	1,445,877	81
*** Water Utility Fund	1,193,474	1,782,097	81,367	249,172	87,048	1,445,877	81
Airport Fund							
Public Works	182,855	182,855	5,834	41,457	16,170	125,228	68
* Airport	10,000	3,437,012	36,055	114,465	1,262,691	2,059,856	60
* Airport Construction							
** Public Works	192,855	3,619,867	41,889	155,922	1,278,861	2,185,084	60
*** Airport Fund	192,855	3,619,867	41,889	155,922	1,278,861	2,185,084	60
C. Menard Sports Center							
Cultural & Recreation Svr	1,153,024	1,153,024	74,726	277,331	20,574	855,119	74
* CMMSC - Operations	25,000	134,252	966	12,211	75,082	46,959	35
* CMMSC Construction							
** Cultural & Recreation Svr	1,178,024	1,287,276	75,692	289,542	95,656	902,078	70
*** C. Menard Sports Center	1,178,024	1,287,276	75,692	289,542	95,656	902,078	70
	29,878,660	46,422,607	1,589,584	6,288,995	4,494,868	35,638,744	77

PREPARED 11/12/2013, 10:09:39  
 PROGRAM: GM350L  
 City of Wasilla

A/P CHECKS BY PERIOD AND YEAR  
 MINIMUM AMOUNT: 5,000.00  
 FROM 09/01/2013 TO 09/30/2013

CHECK DATE	CHECK NUMBER	VENDOR NAME	VENDOR #	BANK CODE	CHECK AMOUNT
09/06/2013	74892	HATTENBURG & DILLEY LLC	367		55,813.00
09/06/2013	74899	MR CLEAN JANITORIAL SERVICES I	2409		6,944.00
09/06/2013	74902	PRO FORCE LAW ENFORCEMENT	2033		8,109.93
09/06/2013	74903	QUALITY ASPHALT PAVING INC	997		25,609.50
09/06/2013	74908	STATE OF ALASKA SBS	153		73,133.42
09/13/2013	74948	KPMG LLP	2246		5,000.00
09/13/2013	74952	MATANUSKA ELECTRIC ASSOCIATION	432		36,897.07
09/13/2013	74953	MATANUSKA TELEPHONE ASSOCIATIO	23		8,238.26
09/13/2013	74970	SCOGGIN EXCAVATING LLC	2493		81,836.41
09/20/2013	75033	SCOGGIN EXCAVATING LLC	2493		9,345.59
09/20/2013	75039	TEKMATE INC	202		8,500.00
09/27/2013	75056	BIG DIPPER CONSTRUCTION	621		14,455.00
09/27/2013	75057	BIRCH HORTON BITTNER & CHEROT	184		11,202.66
09/27/2013	75064	CPD ALASKA, LLC	1661		11,202.66
09/27/2013	75078	HATTENBURG & DILLEY LLC	367		6,527.60
09/27/2013	75082	JOLT CONSTRUCTION & TRAFFIC MA	399		40,393.87
09/27/2013	75090	NORTHERN SECURITY SUPPLY INC	61		193,075.00
09/04/2013	931395	MERITAIN HEALTH	2228		13,635.12
09/05/2013	931397	ODS ALASKA	2225		13,635.12
09/09/2013	931399	WELLS FARGO FEDERAL DEPOSIT	51		8,841.21
09/10/2013	931400	MERITAIN HEALTH	2228		39,900.36
09/13/2013	931401	SU KNIK ENVIRONMENTALS	2228		23,655.54
09/16/2013	931403	STATE OF ALASKA PERS	2269		12,000.00
09/17/2013	931407	MERITAIN HEALTH	152		77,135.61
09/19/2013	931409	WELLS FARGO BUS PAYMENT PROC	2228		64,707.80
09/20/2013	931410	MERITAIN HEALTH	252		9,829.82
09/20/2013	931411	WELLS FARGO FEDERAL DEPOSIT	2228		52,390.86
09/24/2013	931412	MERITAIN HEALTH	51		38,635.80
09/26/2013	931415	CHEVRON PRODUCTS COMPEANY	2238		15,520.59
09/30/2013	931416	STATE OF ALASKA PERS	274		14,388.06
09/30/2013	931416	STATE OF ALASKA PERS	152		77,076.39

DATE RANGE TOTAL \* 1,040,748.47 \*

City of Wasilla  
Investment Portfolio  
September 30, 2013

Benchmark: 6 Month Treasury Rate 0.03

External Portfolio:  
Dana Investment Advisors, Inc. (Contracted Account Manager), Wells Fargo Bank (Custodial Agent)

Type	Quantity	CUSIP#	Security	Due	Rate	Unit Cost	Total Cost	Price	Dana Investments	W.F. Market Value	Pct. Assets	Yield to Maturity	Rating S&P	Rating Moody's
U.S. TREASURY	450,000	912828QC7	US TREASURY INFLATION NOTES	04/15/2014	1.250%	101.39	456,257.81	100.64	452,900.39	452,830.50	4.40%	1.23	AAA	AAA
U.S. TREASURY	675,000	912828QU7	US TREASURY INFLATION NOTES	07/15/2014	0.625%	100.47	678,190.43	100.42	677,847.66	677,794.50	6.59%	0.62	AAA	AAA
U.S. TREASURY	900,000	912828RG7	US TREASURY INFLATION NOTES	09/15/2014	0.250%	99.68	897,117.19	100.14	901,265.63	901,197.00	8.76%	0.25	AAA	AAA
U.S. TREASURY	500,000	912828RL6	US TREASURY INFLATION NOTES	10/15/2014	0.500%	100.45	502,246.09	100.39	501,972.66	501,915.00	4.86%	0.50	AAA	AAA
U.S. TREASURY	375,000	912828RW9	US TREASURY INFLATION PROTECTED	01/15/2014	2.000%	129.29	484,848.64	127.12	476,708.41	476,302.18	4.63%	1.93	AAA	AAA
U.S. TREASURY	450,000	912828KM1	US TREASURY INFLATION PROTECTED	04/15/2014	1.250%	112.55	506,459.50	111.36	506,115.66	500,730.11	4.87%	1.21	AAA	AAA
U.S. TREASURY	375,000	912828CP3	US TREASURY INFLATION PROTECTED	07/15/2014	2.000%	129.34	485,019.38	127.17	476,877.46	476,439.76	4.63%	1.89	AAA	AAA
U.S. TREASURY	375,000	912828DH0	US TREASURY INFLATION PROTECTED	01/15/2015	1.625%	128.99	483,697.50	126.58	474,669.36	474,097.00	4.61%	1.93	AAA	AAA
Accrued Interest: 13,043.82														
TOTAL US TREASURY INFLATION NOTES \$ 4,493,836.54														
AGENCIES	500,000	31393SAE8	FEDERAL HOME LOAN BANK (FHLB)	10/18/2013	3.625%	108.69	543,437.50	100.18	500,890.00	500,830.00	4.87%	3.54	AA+	Aaa
AGENCIES	275,000	31398ASW8	FEDERAL NATIONAL MORTGAGE ASSOC. (FNMA)	11/18/2013	0.750%	100.23	275,642.68	100.16	275,492.58	275,412.50	2.68%	0.75	AA+	Aaa
AGENCIES	250,000	3137EACB3	FEDERAL HOME LOAN MORTGAGE CORP (FHLMC)	04/23/2014	2.500%	103.84	259,604.50	101.36	253,397.75	253,400.00	2.46%	2.43	AA+	Aaa
AGENCIES	750,000	3137EACU1	FEDERAL HOME LOAN MORTGAGE CORP (FHLMC)	07/30/2014	1.000%	100.39	752,946.00	100.74	755,544.00	755,415.00	7.34%	0.99	AA+	Aaa
AGENCIES	600,000	3135G0P14	FEDERAL NATIONAL MORTGAGE ASSOC. (FNMA)	12/19/2014	0.750%	100.16	600,961.20	100.76	604,544.40	603,918.00	5.87%	0.74	AA+	Aaa
AGENCIES	400,000	3136G1V89	FEDERAL NATIONAL MORTGAGE ASSOC. (FNMA)	09/30/2016	1.050%	100.00	500,000.00	100.00	500,000.00	502,920.00	4.89%	1.05	AA+	Aaa
Accrued Interest: 13,978.81														
TOTAL AGENCIES \$ 2,993,591.88														
SBA BONDS	428,455	SBA509308	MICROSOFT CORP	02/25/2018	3.825%	105.75	445,230.67	104.62	440,473.12	447,941.32	4.36%	AAA	AAA	AAA
SBA BONDS	339,739	SBA509306	MICROSOFT CORP	08/25/2019	3.325%	106.88	336,947.56	105.76	333,427.85	337,395.12	3.28%	AAA	AAA	AAA
SBA BONDS	406,206	SBA508227	GOVT NATL MTG ASSN II POOL #080856	02/25/2029	2.575%	107.00	432,724.86	106.65	431,296.06	433,150.42	4.21%	AAA	AAA	AAA
MORTGAGE BONDS	304,926	36225CS51	ADJUSTABLE RATE Mortgages/SBAs	03/20/2034	1.625%	105.12	300,336.12	104.28	297,819.95	297,788.54	2.90%	1.05	AAA	AAA
Accrued Interest: 19,777.06														
TOTAL CORP BONDS \$ 1,515,139.21														
CORPORATE BONDS	200,000	064149887	BANK OF NOVA SCOTIA	12/17/2013	2.375%	102.86	205,722.00	100.45	200,906.00	200,914.00	1.95%	2.33	A+	Aa2
CORPORATE BONDS	150,000	594918A80	MICROSOFT CORP	06/01/2014	2.950%	99.90	149,853.00	101.79	152,686.50	152,568.00	1.48%	2.85	AAA	Aaa
CORPORATE BONDS	200,000	8571SAC0	STATOIL HYDRO ASA	10/15/2014	2.900%	105.72	211,432.00	103.59	205,184.00	205,184.00	1.99%	2.79	AA-	Aa2
CORPORATE BONDS	200,000	822582AH5	SHELL INTERNATIONAL FINANCE	09/22/2015	3.250%	107.75	215,492.00	105.27	210,540.00	210,424.00	2.05%	3.04	AA	Aa1
CORPORATE BONDS	200,000	36962G4T8	GENERAL ELECTRIC CAPITAL CORP	11/09/2015	2.250%	100.74	201,484.00	102.73	205,468.00	205,330.00	2.00%	2.18	AA+	A1
Accrued Interest: 7,387.01														
TOTAL CORPORATE BONDS \$ 983,983.00														
CASH AND EQUIVALENTS			WELLS FARGO ADVANTAGE 100% TREASURY MONEY MARKET FUND		0.170%		399,780.65		399,780.65	399,780.65	3.89%		A-1+	P-1
TOTAL CASH AND EQUIVALENTS \$ 399,780.65														
TOTAL PORTFOLIO \$ 10,825,331.28														
Accrued Interest: 14,510.26														
TOTAL PORTFOLIO \$ 1,031,406.26														
CORPORATE BONDS	250,000	38143UAB7	GOLDMAN SACHS GROUP INC SRUNNT	01/15/2014	5.150%	104.66	261,655.00	101.287	255,429.50	255,429.50	7.72%	0.60	A-	A3
CORPORATE BONDS	250,000	949746F55	WELLS FARGO & CO SUBINT	04/15/2014	4.625%	104.45	261,117.00	102.172	255,429.50	255,429.50	7.79%	0.39	A	A3
CORPORATE BONDS	250,000	5324578E7	LITTELL ELLI & CO NT	03/06/2014	4.200%	102.88	257,202.34	101.623	254,056.75	254,056.75	7.75%	0.25	AA-	A2
CORPORATE BONDS	250,000	911512AL0	UNITED PARCEL SVC INC SENIOR NOTE	04/01/2014	3.875%	102.92	257,298.92	101.677	254,193.25	254,193.25	7.75%	0.22	A+	Aa3
Accrued Interest: 14,510.26														
TOTAL CORPORATE BONDS \$ 1,031,406.26														
CERTIFICATE OF DEPOSIT	250,000	606240Q9	BANK OF BARODA, NY (100% FDIC Insured)	11/14/2013	0.400%	100.00	250,000.00	99.988	249,970.75	249,970.75	7.63%	0.40	NA	NA
CERTIFICATE OF DEPOSIT	250,000	254671U5	DISCOVER BANK (100% FDIC Insured)	12/12/2013	0.450%	100.00	250,000.00	99.990	249,975.25	249,975.25	7.63%	0.45	NA	NA
CERTIFICATE OF DEPOSIT	250,000	06426NVL3	BANK OF CHINA NYC INT	12/31/2013	0.550%	100.00	215,000.00	100.012	215,025.16	215,025.16	6.56%	0.55	NA	NA
CERTIFICATE OF DEPOSIT	250,000	87164DCH1	SYNOVUS BANK	02/13/2014	0.300%	100.00	250,000.00	99.931	249,827.00	249,827.00	7.62%	0.30	NA	NA
CERTIFICATE OF DEPOSIT	250,000	316777GJ9	FIFTH THIRD BANK	02/27/2014	0.250%	100.00	250,000.00	99.916	249,789.75	249,789.75	7.62%	0.25	NA	NA
CERTIFICATE OF DEPOSIT	250,000	062782F8	BANK OF INDIA NEW YORK (100% FDIC Ins.)	05/07/2014	0.250%	100.00	250,000.00	99.856	249,639.50	249,639.50	7.62%	0.25	NA	NA

City of Wasilla  
Investment Portfolio  
September 30, 2013

Type	Quantity	Security	CUSIP#	Due	Rate	Unit Cost	Total Cost	Price
CERTIFICATE OF DEPOSIT	250,000	SAFRA NATL BANK NEW YORK NY	78658AHG6	06/13/2014	0.300%	100.00	250,000.00	99.812
CERTIFICATE OF DEPOSIT	250,000	GE CAP FINL INC RETAIL	36160X552	03/14/2014	0.200%	100.00	250,000.00	99.853
Accrued Interest								
CASH AND EQUIVALENTS	-	WELLS FARGO ADVANTAGE 100% TREASURY MONEY	8	N/A	0.139%	-	279,945.50	-
MARKET FUND								
TOTAL CASH AND EQUIVALENTS								
							\$ 2,244,945.50	
							\$ 3,282,218.76	

Self Insurer:  
Wells Fargo Bank

Type	Quantity	Security	CUSIP#	Due	Rate	Unit Cost	Total Cost	Price
CORPORATE BONDS	725,000.00	WELLS FARGO & CO SUBNT	949746FJ5	10/15/2013	4.950%	104.61	758,397.13	100.1671
Accrued Interest								
CASH AND EQUIVALENTS	-	WELLS FARGO ADVANTAGE 100% TREASURY MONEY	1938	N/A	0.140%	-	35,930.76	-
CASH AND EQUIVALENTS	-	WELLS FARGO - SELF INSURANCE	3066	N/A	0.050%	-	225,103.38	-
							\$ 1,019,431.27	

Key Trust Company of Alaska - Alaska Municipal Lease Investment Pool, Inc. (Under Agreement Dated 10/01/1994)

Type	Quantity	Security	CUSIP#	Due	Rate	Unit Cost	Total Cost	Price
CASH AND EQUIVALENTS	-	AMLP: Restricted 0630475	011794DA3	N/A	0.001%	-	41,757.22	-
CASH AND EQUIVALENTS	-	AMLP: Regular 0025760	001794DA3	N/A	0.001%	-	100,063.00	-
							\$ 141,820.22	

Wells Fargo Bank, Wells Fargo Securities

Type	Quantity	Security	CUSIP#	Due	Rate	Unit Cost	Total Cost	Price
CORPORATE BONDS	300,000	JPMORGAN CHASE & CO SUBNT	46625HEV1	09/15/2014	5.125%	107.87	323,634.51	104.109
Accrued Interest								
CASH AND EQUIVALENTS	-	WELLS FARGO ADVANTAGE 100% TREASURY MONEY	7740	N/A	0.140%	-	16,764.51	-
CASH AND EQUIVALENTS	-	WELLS FARGO - OPERATIONS	5028	N/A	0.050%	-	4,400,008.30	-
							\$ 4,740,407.32	

SUMMARY:

Cash and Equivalents	5,499,353.32
Certificates of Deposit	1,965,000.00
U.S. Treasury	4,493,836.54
Adjustable Rate Bonds	1,515,139.21
Agencies	2,932,591.88
Corporate Bonds	3,103,287.90
Total (External & Internal) Portfolio:	\$ 19,509,208.85

Total Interest Earned for Quarter End September 30, 2013:

Total Accumulated Interest Earned for Fiscal Year (as of September 30, 2013):

Total Market Value Adjustment for Quarter End September 30, 2013:

Total Accumulated Market Value Adjustment for Fiscal Year (as of September 30, 2013):

Net Revenue (Loss) for Quarter End September 30, 2013:

Net Accumulated Revenue (Loss) for Fiscal Year (as of September 30, 2013):

Benchmark: 6 Month Treasury Rate

249,529.00	7.61%	0.25	NA	0.03
249,631.50	7.62%	0.25	NA	
3,248.28	0.10%			
279,945.50	8.54%		AAAm	Aaa
\$ 2,246,581.69				
\$ 3,277,987.95	100.00%			


Market Value	Pct. Assets	Yield to Maturity	Rating S&P	Rating Moody's
726,211.48	93.27%	0.41	A	A3
16,448.44	0.50%			
35,930.76	4.61%		AAAm	Aaa
225,103.38	100.00%			
\$ 1,003,694.06				

Market Value	Pct. Assets	Yield to Maturity	Rating S&P	Rating Moody's
41,757.22	100.00		AAA	AAA
100,063.00	100.00		AAA	AAA
\$ 141,820.22				

Market Value	Pct. Assets	Yield to Maturity	Rating S&P	Rating Moody's
312,327.90	94.71%	-	A-	A3
683.33	0.02%			
16,764.51	5.08%		AAAm	Aaa
4,400,008.30	100.00%			
\$ 4,723,784.04				

Market Value	Pct. Assets	Yield to Maturity	Rating S&P	Rating Moody's
5,499,353.32				
1,966,036.19				
4,474,478.19				
1,522,895.49				
2,905,995.67				
3,068,956.57				
\$ 19,438,315.43				
\$ 67,501.76				
\$ 67,501.76				
\$ (44,083.56)				
\$ (44,083.56)				
\$ 23,418.20				
\$ 23,418.20				





# CITY OF WASILLA

Finance Department  
 290 East Herning Avenue  
 Wasilla, Alaska 99654 7091  
 Phone (907) 373-9080 Fax (907) 373-9085

## WASILLA CITY COUNCIL INFORMATION MEMORANDUM (IM No. 13-15)

TITLE: Quarterly report of businesses that received a penalty waiver for the third quarter ending September 30, 2013 per WMC 5.16.150 B

Business Name	Owner Name	Address	City, State, Zip	Waiver Period	Amount of Penalty	Date of Waiver	Approved by:
Fred Meyer Jewelers		PO Box 4121	Portland, OR 97242	May, 2013	97.35	7/1/13	Troy Tankersley
H & R Block	Kerry Wright	391 E Parks Hwy Ste C	Wasilla, AK 99654	March 2013	321.58	7/1/13	Troy Tankersley
Piccolino's Restaurant	Piccolino's Restaurants Inc	PO Box 773412	Eagle River, AK 99577	May, 2013	100.64	7/03/13	Troy Tankersley
All Seasons Clothing Company	Drew & Karae Lay	3501 N Rainbow St	Wasilla, AK 99654	May, 2013	90.90	7/10/13	Troy Tankersley
Master Auto Repair	Alaskan Starr Ent Inc	211 E Parks Hwy	Wasilla, AK 99654	May, 2013	48.14	7/11/13	Troy Tankersley
Johnson's Tire Service LLC		3330 Denali St	Anchorage, AK 99503	April, 2013	428.65	7/25/13	Troy Tankersley
Mat Su Home Builders Association		609 S Knik Goose Bay Rd #G	Wasilla, AK 99654	May, 2013	12.81	7/31/13	Troy Tankersley
Tesoro 2 Go	Tesoro Northshore Inc	19100 Ridgewood Pkwy	San Antonio, TX 78259	June, 2013	1487.18	8/12/13	Troy Tankersley
Target Store T-2339	Target Corporation	PO Box 9471 TPN-0910	Minneapolis, MN 55440	May, 2013	1830.93	8/26/13	Troy Tankersley